

Thirteenth Judicial Circuit Hillsborough County, Florida



CRIMINAL & JUVENILE COURTHOUSE FACILITIES IMPROVEMENT STUDY



Administrative Office of the Courts

Introduction

- Established Workgroups
- Provided Research
 - Identified Physical, Security and Technology Deficiencies
 - Researched Growth in Judiciary, Caseloads and Population




Statement of Need

- Replace existing physically deficient criminal courthouse facilities
- Expand the capacity for criminal court proceedings
- Improve court operational efficiency
- Increase courthouse security



Background and Trends

- Relocate the Jury Services for Criminal Court functions
- Establish an Adult Assessment Center
- Relocate the Juvenile Assessment Center
- Deliver services currently not provided due to space restrictions



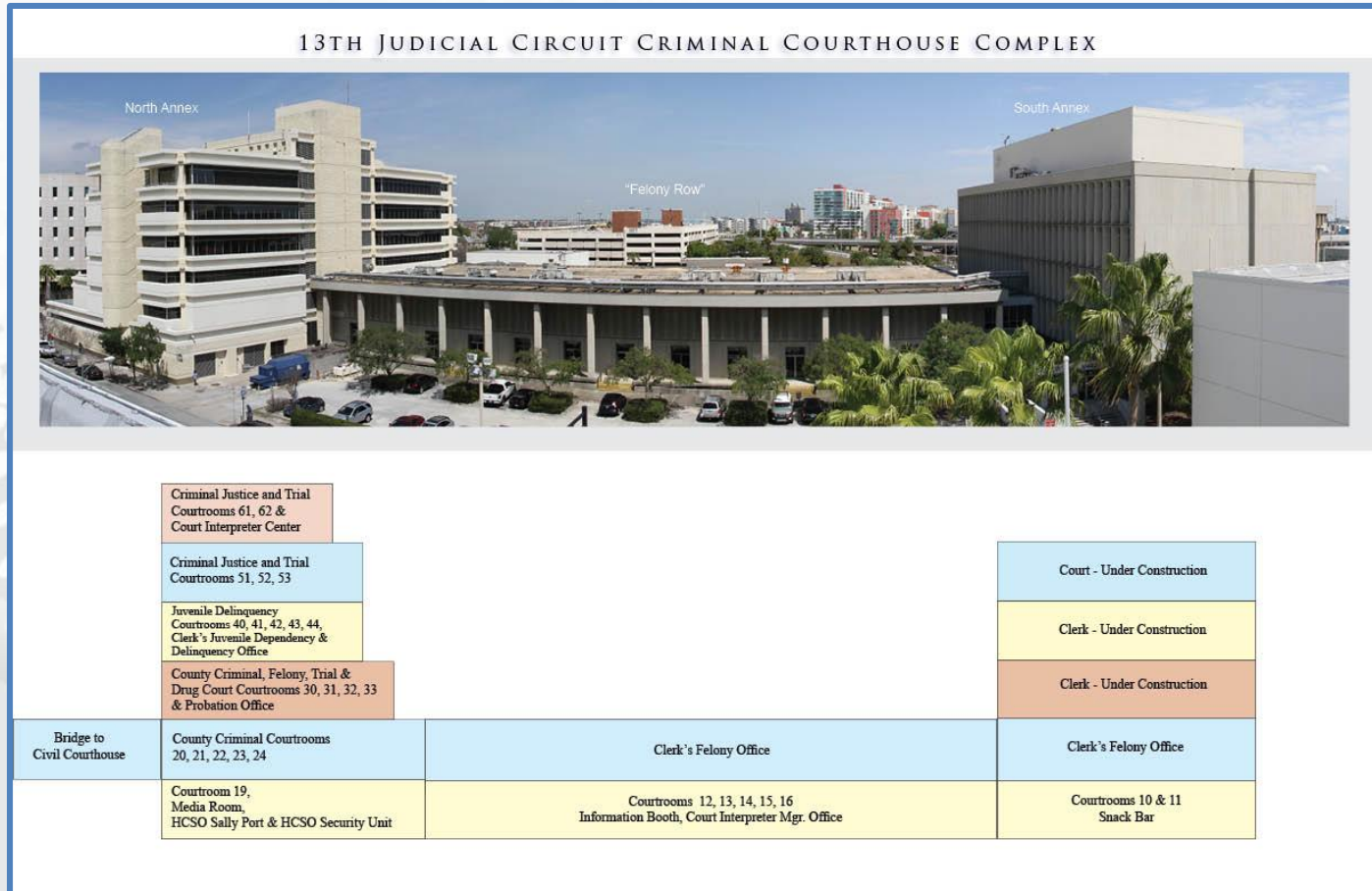
Background and Trends

Current Allocation of Space for Courtroom by Location

George Edgecomb Family/Civil Courthouse		Criminal Courthouse Annex	Civil Traffic	Plant City Courthouse
800 E. Twiggs Street Tampa, FL		800 E. Twiggs Street Tampa, FL	419 Pierce Street Tampa, FL	401 Michigan Street Plant City, FL
General Civil Division <ul style="list-style-type: none"> • Business • Jimmy Ryce • Tobacco Litigation • Asbestos • Mortgage Foreclosure 		Criminal Justice & Trial Division <ul style="list-style-type: none"> • Sex and Child Abuse Offenses • Post Conviction Relief • Violation of Probation • Drug Court 	Civil Traffic Division	General Civil Division
Probate, Guardianship & Trust Division		First Appearance Division		Unified Family Court Division
Unified Family Court Division <ul style="list-style-type: none"> • Domestic Relations • Title IV D Child Support • Juvenile Dependency • Dependency Drug Court • Dependency Specialty 	County Criminal Division <ul style="list-style-type: none"> • Domestic Violence • Veterans Court • Civil Traffic 		Violence Injunctions	
County Civil Division			Probate Guardianship Division	

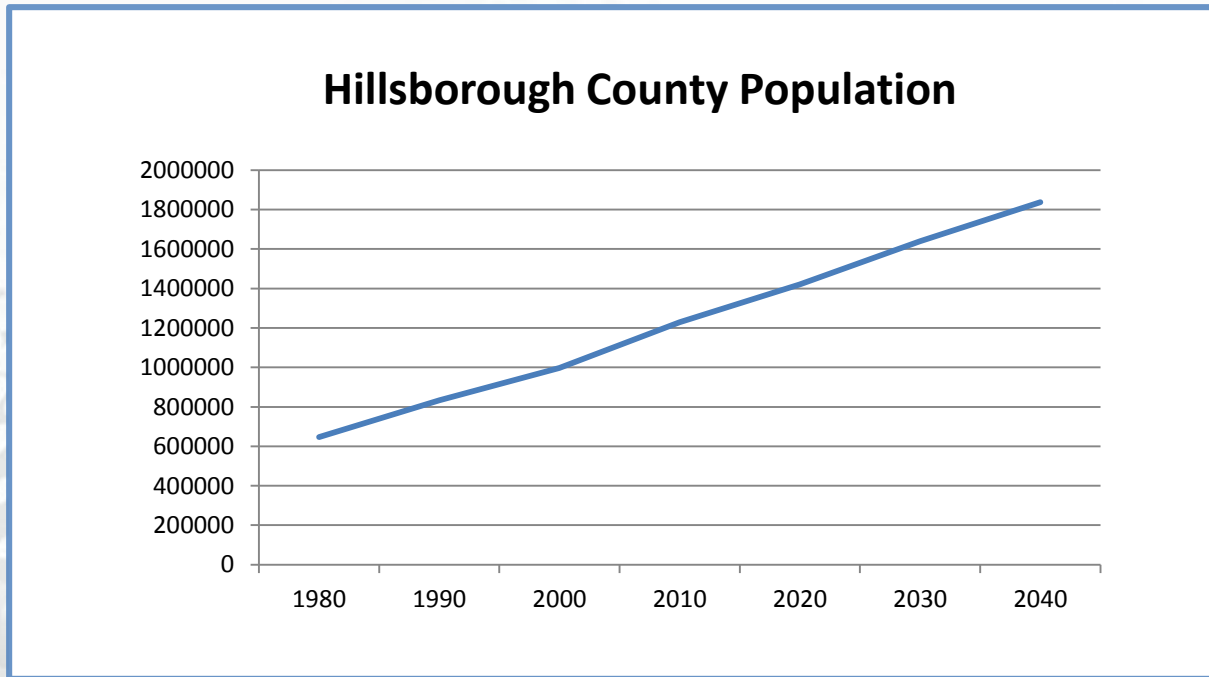
Background and Trends

Criminal Courthouse Annex Allocation of Space in 2014



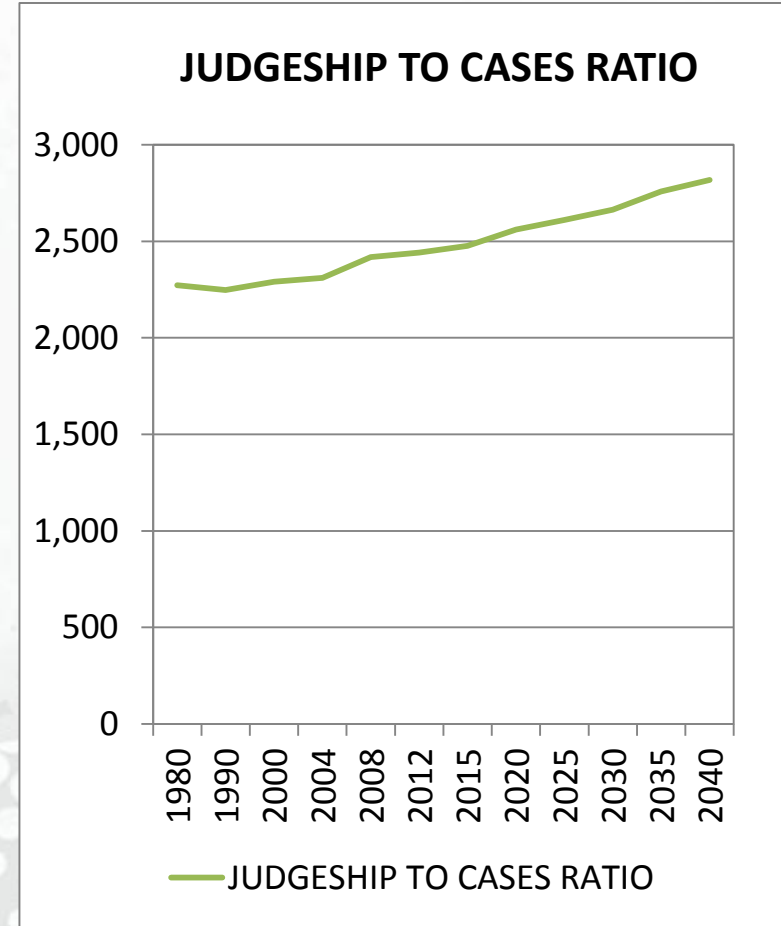
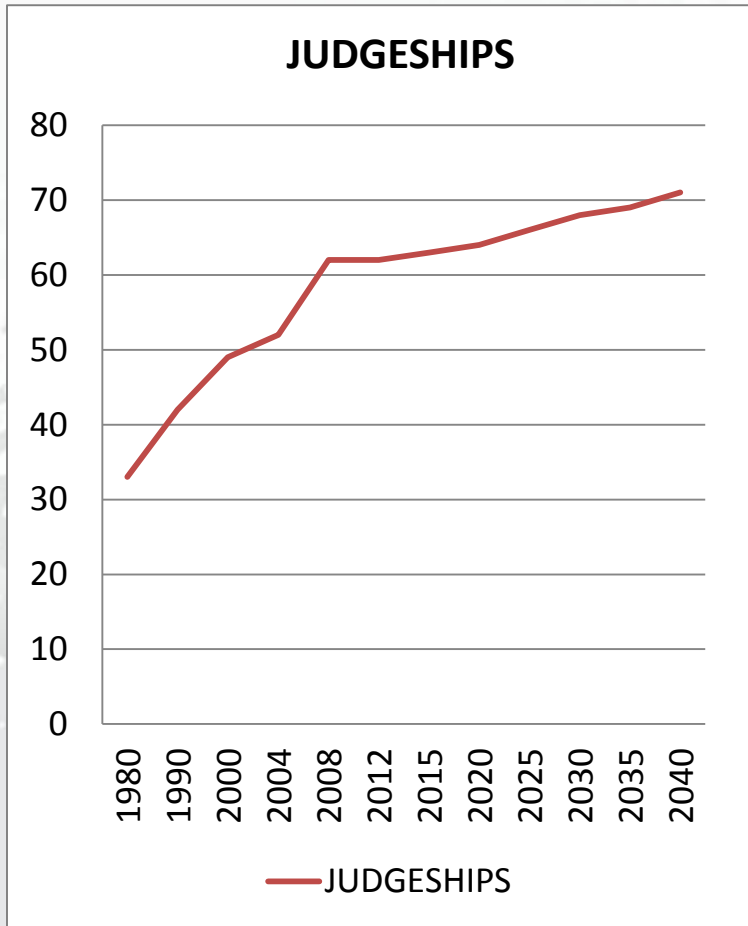
Background and Trends

Hillsborough County Population Projections



Background and Trends

Historic and Projected Case Filing Ratio to Judgeships



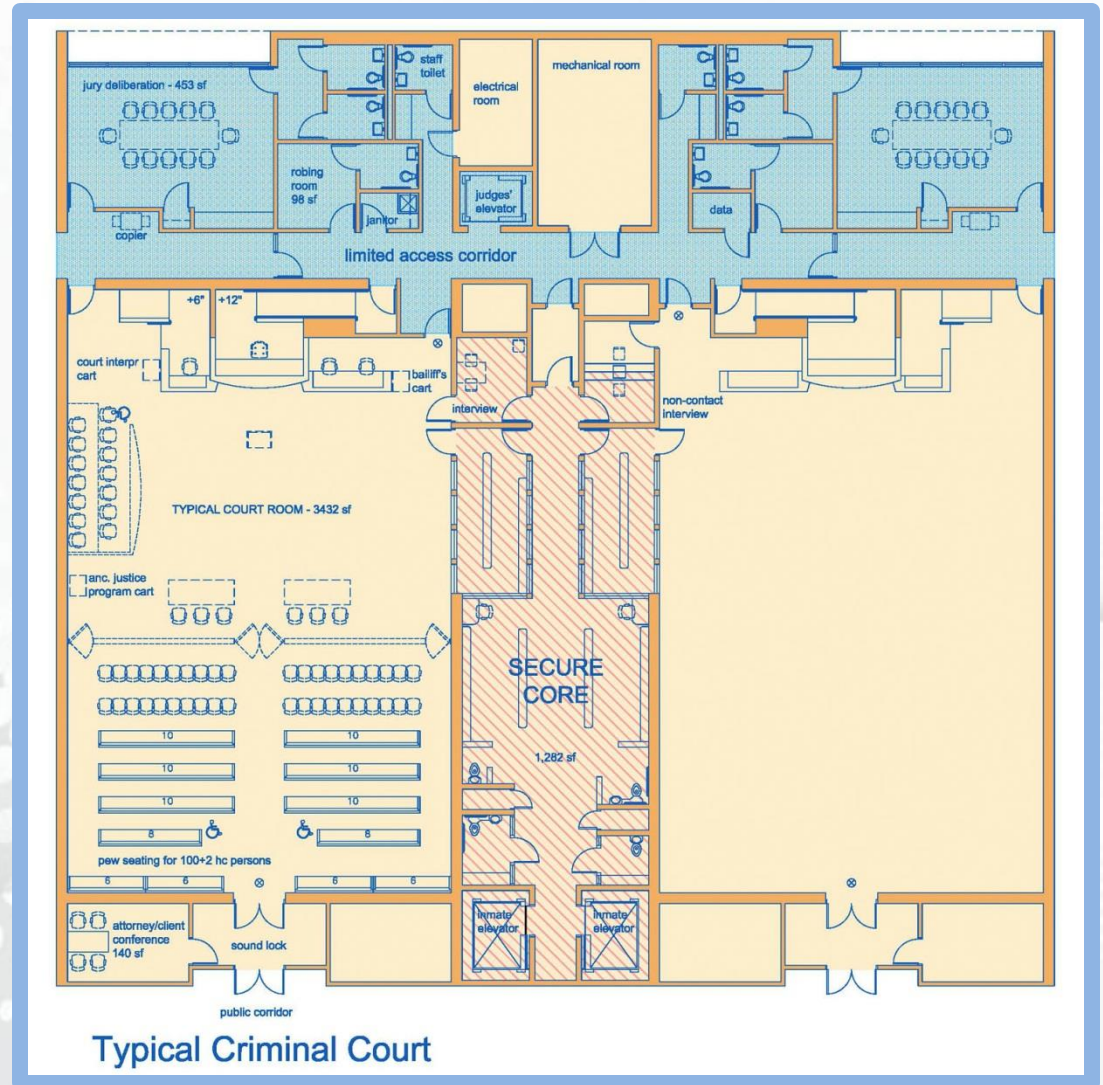
Background and Trends

Historic and Projected County Population and Case Filing Ratio to Judgeships

Historic and Projected County Population and Case Filing Ratio to Judgeships					
YEAR	JUDGESHIPS	CASE FILINGS	COUNTY POPULATION	JUDGESHIP TO CASES RATIO	JUDGESHIP TO POPULATION RATIO
1980	33	75,003	646,960	2,273	19,605
1990	42	94,394	834,054	2,247	19,858
2000	49	112,238	1,003,269	2,291	20,475
2004	52	120,134	1,099,688	2,310	21,148
2008	62	149,927	1,180,118	2,418	19,034
2012	62	151,389	1,254,851	2,442	20,240
2015	63	155,975	1,302,400	2,476	20,673
2020	64	163,930	1,420,400	2,561	22,193
2025	66	172,289	1,532,200	2,610	23,215
2030	68	181,075	1,639,400	2,663	24,109
2035	69	190,309	1,740,600	2,758	25,226
2040	71	200,015	1,836,800	2,817	25,870

Desired Functionality

- Larger courtrooms, wells and gallery,
- Modular layout of floors and walls,
- Center layout of courtroom,
- Line of sight planning,
- Low contrast or natural lighting



Planning Considerations

Site Options:

- Downtown Courts District
- Falkenburg Road adjacent to the Jail

Conceptual Timeline: Approximately 10 years from the time funding is identified and a determination is made to proceed with project.

Cost Estimates: Range of \$200-300 Million*

*Present day \$s

Site Selection Considerations

- Operational Considerations
- Transportation of Inmates
- Security
- Public Access
- Relocation of Services
- Economic

Next Steps

- Forward letter to the BOCC recommending that county staff continue master planning and site development options

Review Report

- Log on to our website, www.fljud13.org and view under the Announcements section on the Home Page.

