

THIRTEENTH JUDICIAL CIRCUIT  
FAMILY LAW DIVISION

**PETITION FOR  
SUPERSEDING CHILD SUPPORT ORDER  
WITHOUT TIMESHARING**

**(Packet #40)**

THIS PACKET IS TO BE USED ONLY IF:

1) THERE IS AN EXISTING DEPARTMENT OF REVENUE  
**\*ADMINISTRATIVE\*** ORDER FOR CHILD SUPPORT,

AND

2) THERE IS A SEPARATE ORDER ADDRESSING CUSTODY,  
VISITATION, PARENTAL RESPONSIBILITY, AND/OR  
TIMESHARING

**If you choose to represent yourself (*pro se*) in your case, you should be aware that you will be required to follow the same rules that are required in cases filed by persons represented by attorneys. The judge assigned to your case is not necessarily required to grant what you request in a form. If you do not like the outcome of your case, you may not be able to change it. If you have any questions or concerns about your case, you should consult with an attorney.**

If you do not know an attorney, you may call the Lawyer Referral Service at 813-221-7780. If you do not have the money to hire an attorney, you may apply to Bay Area Legal Services by calling 813-232-1343. You may also obtain legal information in Tampa at the Legal Information Center (call 813-864-2280, option 1, for hours and information) or in Plant City at the Plant City Legal Information Program (call 813-276-2688 for hours and information).

All instructions and forms distributed by the Thirteenth Judicial Circuit are provided merely as a public service to persons seeking to represent themselves in court without the assistance of an attorney. These documents are meant to serve as a guide only, and to assist *pro se* (self-represented) litigants with their cases. The Thirteenth Judicial Circuit does not guarantee that either the instructions or the forms will achieve the result desired by the parties or ensure that any individual judge will follow the procedures exactly or accept each and every form as drafted. Any person using these instructions and/or forms does so at his or her own risk, and the Thirteenth Judicial Circuit shall not be responsible for any losses incurred by any person in reliance on the instructions and/or forms.

**In no event will the Florida Supreme Court, The Florida Bar, or anyone contributing to the production of these forms, commentary, instructions, and appendices be liable for any direct, indirect, or consequential damages from their use.**

**(Printing Instructions: There are 2 options available. Option 1 - print entire packet as one document.  
Option 2 - choose which forms to print by selecting and opening each form separately.)**

<b><u>FORMS CONTAINED IN THIS PACKET</u></b>	<b><u>FORM #</u></b>	<b><u>WHEN TO USE</u></b>
<a href="#"><u>General Information for Self-Represented Litigants</u></a>	Appendix C	For your information only
<a href="#"><u>12 Rules of Courtroom Civility</u></a>	12 Rules	Required to start case
<a href="#"><u>Nonlawyer Disclosure</u></a>	12.900(a)	Required if someone who is not a lawyer helps you with the forms
<a href="#"><u>Civil Cover Sheet</u></a>	12.928	Required to start case
<a href="#"><u>Petition for Superseding Child Support Order</u></a>	Petition (09/2018)	Required to start case
<a href="#"><u>Financial Affidavit - Short Form</u></a> <b>OR</b> <a href="#"><u>Financial Affidavit - Long Form</u></a>	12.902(b) <b>OR</b> 12.902(c)	Required if your income is less than \$50,000/year  Required if your income is more than \$50,000/year
<a href="#"><u>Child Support Guidelines</u></a>	12.902(e)	Required
<a href="#"><u>Notice of Social Security Number</u></a>	12.902(j)	Required
<a href="#"><u>Summons: Personal Service on an Individual</u></a>	12.910(a)	Required to start case
<a href="#"><u>Process Service Memorandum</u></a>	12.910(b)	Required to start case
<a href="#"><u>Notice of Related Cases</u></a>	12.900(h)	Required
<a href="#"><u>Certificate of Service (2)</u></a>	12.914	Required to start case
<a href="#"><u>Certificate of Compliance with Mandatory Disclosure</u></a>	12.932	Required unless both parties agree in writing to waive Mandatory Disclosure
<a href="#"><u>Nonmilitary Affidavit</u></a>	12.912(b)	Use only if the other party is NOT in the military and they do not file an answer
<a href="#"><u>Motion for Default</u></a>	12.922(a)	Use if no answer is filed within 20 days after service
<a href="#"><u>Default</u></a>	12.922(b)	Use if no answer is filed within 20 days after service
<a href="#"><u>Motion to Deviate From Child Support Guidelines</u></a>	12.943	Use if you want the court to order more or less than the Child Support Guidelines worksheet indicates
<a href="#"><u>Notice of Hearing</u></a>	12.923	Use when a hearing date has been set
<a href="#"><u>Fee Schedule for Family Law Cases</u></a>	Fee	A schedule of fees for Family Law related cases
<a href="#"><u>Notice of Confidential Information Within Court Filing</u></a>	2.40(d)(2)	Use to notify the clerk of documents containing confidential information
<a href="#"><u>Designation of Current Address and E-mail Address</u></a>	12.915	Do not provide an e-mail address unless you choose to serve and receive ALL documents in the future ONLY by e-mail. Once you choose to serve and receive documents by e-mail, you CANNOT change your decision.

# STEP BY STEP INSTRUCTIONS

## **STEP 1 - Complete the forms to start the case and have them notarized**

- 1) **FORMS MUST BE COMPLETED AND SIGNED IN BLACK INK AND MOST MUST BE NOTARIZED.** The clerk's office will notarize documents and charge a fee (see attached schedule). Please bring a valid ID.
- 2) **Names must be written the same way on all documents (no full names on one document and initials on another).**
- 3) **Complete the following forms and notarize the ones with a Notary signature line:**
  - A) Civil cover sheet
  - B) 12 Rules of Courtroom Civility - (does not need to be notarized)
  - C) Petition for Superseding Child Support Order
  - D) Financial Affidavit
    - Short form, Form 12.902(b), if you make \$50,000/year or less
    - or**
    - Regular form, Form 12.902(c), if you make more than \$50,000/year
  - E) Child Support Guidelines, Form 12.902(e)
  - F) Notice of Social Security Number, Form 12.902(j)
  - G) Summons, Form 12.910(a) - (needs to be signed by the clerk, not by you)
  - H) Process Service Memorandum, Form 12.910(b) - (does not need to be notarized)
  - I) Notice of Related Cases, Form 12.900(h)
  - J) Certificate of Service, Form 12.914 – addressed to the Department of Revenue, Office of Child Support Enforcement, 6302 E. Martin Luther King Jr. Blvd., Suite 110, Tampa, Florida 33619, with the date you are mailing the documents to that office
  - K) Certificate of Service, Form 12.914 – addressed to the Department of Revenue, Child Support Program, Attention: Deputy Agency Clerk, P.O. Box 8030, Tallahassee, Florida 32314-8030, with the date you are mailing the documents to that office
  - L) Designation of Current Address and E-mail Address, Form 12.915 (Do not provide an e-mail address unless you choose to serve and receive ALL documents in the future ONLY by e-mail. Once you choose to serve and receive documents by e-mail, you CANNOT change your decision.)

## **STEP 2 – Make copies**

After you have completed the forms and have signed and notarized them, make 4 complete copies of everything you have signed (one copy is for your records, one copy is to be served on the other party, and two copies are to be mailed to the Department of Revenue). Copies can be obtained for a fee in the Court Business Center, on the 6<sup>th</sup> floor of the George Edgecomb Courthouse. You may also purchase copies for \$0.15 per page, before filing your case, from the Family Law Intake staff in room 101.

## **STEP 3 - Filing your case**

- 1) Take the original set of completed and signed forms to the clerk on the 1<sup>st</sup> floor of the main courthouse and pay the filing fee. If you are indigent, receive Food Stamps, Medicaid, or Social Security Disability benefits, you can ask the Clerk for an application to waive the filing fee. You will be required to swear under oath that everything in your application is complete and true. If you qualify, the fee will be waived. If you do not qualify, you must pay the filing fee.
- 2) The clerk will assign a case number and division.
- 3) Summons: The clerk will sign the Summons and give it back to you. There is a charge for this.

#### **STEP 4 – Notifying the other party**

SUMMONS – Attach the Summons and the Process Service Memorandum to one complete copy of your documents and take them to the sheriff or process server in the county where the other party is going to be served (where he/she lives or works). The other party will have 20 days after the date the sheriff or process server delivers the papers to file a written response (answer). **HILLSBOROUGH COUNTY:** Hillsborough County Sheriff's Civil Process is located at 700 Twiggs Street on the 3<sup>rd</sup> floor (across the street from the main courthouse). A non-refundable fee is required (only cash, cashier's checks or money orders -- no personal checks). This fee will be waived if you have filed an Application for Civil Indigency and the clerk has marked that you are indigent.

#### **STEP 5 – Notifying the Department of Revenue**

Mail one complete set of copies of the documents you filed to each of the following addresses:

- 1) Department of Revenue, Office of Child Support Enforcement, 6302 E. Martin Luther King Jr. Blvd., Suite 110, Tampa, Florida 33619.
- 2) Department of Revenue, Child Support Program, Attention: Deputy Agency Clerk, P.O. Box 8030, Tallahassee, Florida 32314-8030.

#### **STEP 6 – Obtain proof of service**

SUMMONS – When the other party is served, the sheriff or process server should send you a form indicating the date and time he/she was served. File this with the clerk.

#### **STEP 7 – Check for answer**

- 1) Call the Clerk of the Circuit Court (276-8100) 21 days after the other party was served to see if the other party filed an answer.
- 2) If no answer was filed and the other party is not in the military, complete the following forms: Nonmilitary Affidavit - Form 12.912(b), Motion for Default - Form 12.922(a), and a Default - Form 12.922(b). Take the Nonmilitary Affidavit, Motion for Default, Default, and your proof of service to the clerk.
- 3) If no answer was filed and the other party is in the military STOP HERE and consult an attorney.
- 4) If an answer was filed, obtain a copy in Room 101 of the courthouse (if the other party did not send you a copy).
- 5) If the other party filed a counterpetition, you have 20 days to file a written answer to the counterpetition. You can use Form 12.903(d) – Answer to Counterpetition. File the original with the clerk, send a copy to the other party, and keep a copy for your records.

#### **STEP 8 – Mandatory Disclosure**

You have 45 days from the date the other party was served to send the other party all of the financial records required by the Mandatory Disclosure Rule (Florida Family Law Rule of Procedure 12.285). You are required to send copies of these documents to the other party. **You are not required to file them with the clerk.** The documents you are required to give the other party are listed in Form 12.932 - Certificate of Compliance With Mandatory Disclosure.

- 1) Complete and sign the Certificate of Compliance With Mandatory Disclosure, Form 12.932, indicating which documents you are sending to the other party. Also indicate the date you are sending them and how you are delivering them (by mail, fax and mail, or hand-delivery).
- 2) Make 2 copies of the documents you will be sending to the other party and 2 copies of the completed and signed Certificate of Compliance. One copy is for your records.
- 3) Send 1 copy of the documents and 1 copy of the Certificate of Compliance to the other party.
- 4) File the original Certificate of Compliance with the clerk (do not file copies of the documents you are sending to the other party).

**STEP 9 – Mediation** (only if the other party files an answer denying any allegations or files a counterpetition)

If the other party filed an answer and disputes any of the allegations in your petition, you and the other party will need to go to mediation to see if the disputed issue(s) can be resolved. Call the Mediation and Diversion office at 813-272-5642 and ask them to schedule a mediation date. If the other party does not contact the mediation department or the issue(s) cannot be resolved in mediation, the final hearing will be set on the judge's contested docket.

**STEP 10 – Preparing your case / gathering evidence** (if you and the other party do not agree and your case is contested)

If the other party is contesting issues in your case, you will need to be prepared to present evidence to the judge which supports your position(s). Gathering evidence is called "discovery." Discovery is governed by Florida Family Law Rules of Procedure 12.280 – 12.410 and Florida Rules of Civil Procedure 1.280 – 1.410.

Some discovery methods are:

1. Interrogatories – written questions you send to the other party. See Forms 12.930(a), Notice of Service of Standard Family Law Interrogatories, and 12.930(b), Standard Family Law Interrogatories for Original Proceedings, and their instructions.
2. Notice of Production from Non-Party/Subpoena – a request to someone who is not a party in the case (not the other party) to provide copies of documents to you or to produce documents to be copied by you. See Forms 12.931(a), Notice of Production from Non-Party, and 12.931(b), Subpoena for Production of Documents, and their instructions.
3. Depositions – taking someone's testimony (a party or non-party) under oath before a court reporter.
4. Request for Production of Documents and Things – a written request that the other party provide specified documents or things for you to copy or examine. See Florida Rule of Civil Procedure 1.350.

Not all evidence can be considered by the judge. Evidence must conform to the Rules of Evidence in Chapter 90 of the Florida Statutes to be admissible in court. The duty of establishing the facts that you want to present to the court, or the burden of proof, is on YOU. You should provide the judge with admissible evidence to support the claims in your petition and your statements in court.

**STEP 11 – Scheduling the final hearing**

**IF THE OTHER PARTY DOES NOT HAVE AN ATTORNEY:**

1. Contact the Case Management Unit (813-272-5173) to schedule the final hearing.
2. You will be contacted by mail regarding a court date.

**IF THE OTHER PARTY IS REPRESENTED BY AN ATTORNEY:**

1. Contact the judicial assistant (J.A.) for the judge to whom your case is assigned and ask the J.A. for 3 possible hearing dates and times.
2. Call the opposing attorney and ask which of those dates and times is best for him/her.
3. Call the J.A. and tell her which date and time you have chosen.
4. Complete a Notice of Hearing, Form 12.923, with the place, date, and time of the hearing.
5. Sign the Notice of Hearing and complete the Certificate of Service part of the notice which states the date you are filing the notice and how you are providing a copy to the opposing attorney.
6. Make 3 copies of the Notice of Hearing.
7. File the original Notice of Hearing with the clerk.
8. Give a copy of the Notice of Hearing to the J.A., send a copy of the notice to the other party's attorney, and keep a copy of the notice for your records.

## COURT REPORTER?

If you want a court reporter for the hearing, you must arrange for this in advance and you must pay the court reporter's fee. If there is no record of the hearing and the judge or general magistrate rules against you, you may not be able to appeal the decision.

## **STEP 12 – The final hearing**

Normally the final hearing is when the petition (and counterpetition, if one was filed) will be considered and all issues will be decided. If you do not go to the final hearing your case may be dismissed.

**HOW TO DRESS** - Dress appropriately. No shorts, tank tops, or sandals. Do not chew gum.

**WHAT TO BRING** - All evidence you want the court to consider in deciding your case, if your case is contested.

### **WHAT TO EXPECT**

The hearing will take place in a hearing room or a courtroom. You will not be in front of a jury, just the general magistrate or judge. Do not interrupt the magistrate or judge when he or she speaks. When speaking to the magistrate or judge, address him or her as "Your Honor" or "Judge."

Each court has at least one bailiff who is a deputy sheriff and is there to maintain order. When you arrive for your hearing, let the bailiff know that you are present and ready. He or she will announce your case when it is time for your hearing, and will tell you where to sit and where to place your belongings as you enter the hearing room. A bailiff will usually remain inside the room during your hearing. If witnesses are called, the bailiff will step out to bring the witness into the hearing room.

At your hearing, be prepared to discuss any issues covered in the petition (and the counterpetition, if one was filed) and be able to provide proof of any disputed facts by presenting evidence. Evidence is proof presented at a hearing in the form of witnesses (people), exhibits (documents), and objects (things). Not all evidence can be considered by the general magistrate or judge, however. Evidence must conform to the Rules of Evidence in Chapter 90 of the Florida Statutes to be admissible in court. Remember, the duty of establishing the facts that you want to present to the court is on YOU. You should provide the general magistrate or the judge with admissible evidence to support the claims in your petition and your statements in court. Telling your story may not be enough to win your case.

Once both sides have presented their evidence, the general magistrate or judge will make a decision and an order will be prepared. The order will contain all the details of the court's decision. You will receive a copy of the order in the mail. The original order will go to the clerk's office to be filed in your court file.

**Family Forms and Packets - available for purchase at the Court Business Center**

**Form Packets with Instructions:**

- 1) Complete packets with all forms and self-help instructions are priced individually and available at the Court Business Center (CBC), in Room 630 (6th Floor) of the George Edgecomb Courthouse, 800 E. Twiggs Street, Tampa, Florida.
- 2) Free online at:
  - a) [www.fljud13.org/SelfHelp.aspx](http://www.fljud13.org/SelfHelp.aspx) → Access Forms
  - b) [www.hillsclerk.com/About-Us/Forms](http://www.hillsclerk.com/About-Us/Forms) → Family Law

**Individual Forms (may not include necessary instructions):**

- 1) For \$.10 per page at the Court Business Center (CBC), in Room 630 (6th Floor) of the George Edgecomb Courthouse, 800 E. Twiggs Street, Tampa, Florida.
- 2) Free online at: [www.flcourts.org](http://www.flcourts.org) → then click on “Family Law Forms”

**YOU MAY FILE FORMS AT THE FOLLOWING LOCATIONS:**

**Tampa - George Edgecomb Courthouse – Main Location**

Clerk of the Circuit Court, 800 E. Twiggs Street, Room 101, Tampa, FL 33602

**Brandon – Brandon Regional Service Center**

Clerk of the Circuit Court, 311 Pauls Drive, Suite 110, Brandon, FL 33511

**Plant City – Plant City Courthouse**

Clerk of the Circuit Court, 301 N. Michigan, Room 1071, Plant City, FL 33563



# AVISO

No podemos actualizar las instrucciones en Español tan a menudo como actualizamos las instrucciones en Inglés.

Por favor de notar que las formas y las instrucciones en esta sección no son necesariamente las más recientes.

# NOTICE

We are not able to update the Spanish language instructions as often as we update the English instructions.

Please note that the forms and instructions in this section may not be current.

**CIRCUITO JUDICIAL NÚMERO TRECE  
DIVISIÓN DE DERECHO DE FAMILIA**

**PETICIÓN PARA SOBRESEER ORDEN DE  
ALIMENTOS SIN TIEMPO COMPARTIDO  
(Paquete #40)**

UTILICE ESTE PAQUETE SOLAMENTE SI:

- 1) EXISTE UNA ORDEN DE ALIMENTOS \*ADMINISTRATIVA\* DEL  
DEPARTMENT OF REVENUE,

Y

- 2) EXISTE UNA ORDEN SEPARADA CONCERNIENTE A CUSTODIA, VISITAS,  
RESPONSABILIDAD DE LOS PADRES Y/O TIEMPO COMPARTIDO

**Si usted decide representarse a usted mismo (*pro se*) en su caso, usted debe estar consciente de que deberá seguir las mismas reglas establecidas para las personas representadas por abogados. El juez asignado para su caso no necesariamente tendrá que otorgarle lo que usted solicite en un formulario. Es posible que usted no pueda modificar el resultado del caso si no está de acuerdo con este. Si tiene preguntas o inquietudes sobre su caso usted debe consultar un abogado.**

Si no conoce a un abogado, puede comunicarse al Servicio de Remisión de Abogados (*Lawyer Referral Service*) al 221-7780. Si usted no tiene dinero para contratar a un abogado, puede solicitar asistencia a *Bay Area Legal Services* llamando al 232-1343. También puede solicitar información legal en el Centro de Información Legal (*Legal Information Center*) de la Corte George Edgecomb (llame al 864-2280 para horarios e información).

Todas las instrucciones y formularios distribuidos por el Circuito Judicial Número Trece son provistas como un servicio público para las personas que buscan representarse a sí mismas en la corte sin la asistencia de un abogado. Estos documentos son solamente una guía y ayuda para los casos de los litigantes *pro se* (que se representan a sí mismos). El Circuito Judicial Número Trece no le garantiza que las instrucciones o las formas resultarán en el desenlace deseado para las partes ni que un juez en particular seguirá los procedimientos textualmente o que aceptará cada uno o la totalidad de los formularios tal y como fueron escritos. Cualquier persona que utilice estas instrucciones y/o formularios, lo hace bajo su propio riesgo y el Circuito Judicial

Número Trece no se hará responsable por pérdidas ocasionadas a persona alguna que use estas instrucciones y/o formularios.

**En ningún caso la Corte Suprema de la Florida, la Barra de Florida (*Florida Bar*), o cualquiera que contribuya a la creación de estos formularios, comentarios, instrucciones, y apéndices será responsable por el daño directo, indirecto o consecuencial que su uso pueda causar.**

<b><u>FORMULARIOS INCLUIDOS EN ESTE PAQUETE</u></b>	<b><u>FORMULARIO #</u></b>	<b><u>CUANDO USARLO</u></b>
Información General para Personas que se representan a sí mismas	Apéndice C	Únicamente para su información
12 Reglas de Civismo en la Corte	12 Reglas	Necesarias para iniciar un proceso
Declaración de que no se es Abogado	12.900(a)	Necesaria si una persona que no es abogado le ayuda con los formularios
Carátula para Demandas Civiles	12.928	Necesaria para iniciar un proceso
Petición para Sobreseer Orden de Alimentos	Petición	Necesaria para iniciar un proceso
Affidávit Financiero - Formulario Corto	12.902(b)	Necesario si sus ingresos son inferiores a \$50,000/año
Affidávit Financiero - Formulario Largo	12.902(c)	Necesario si sus ingresos son superiores a \$50,000/Año
Guía de Pensión Alimentaria de Hijos	12.902(e)	Necesaria
Notificación del Número de Seguro Social	12.902(j)	Necesario para iniciar un caso
Citación: Notificación Personal a un Individuo	12.910(a)	Necesario para iniciar un proceso
Memorando de Notificación del Proceso	12.910(b)	Necesario para iniciar un proceso

<b><u>FORMULARIOS INCLUIDOS EN ESTE PAQUETE</u></b>	<b><u>FORMULARIO #</u></b>	<b><u>CUANDO USARLO</u></b>
Certificado de Cumplimiento de la Revelación Obligatoria	12.932	Necesario a menos que ambas partes expresen de mutuo acuerdo y por escrito, que renuncian a la Revelación Obligatoria
Notificación de Caso Relacionado	12.900(h)	Necesaria
Moción para Desviarse de la Guía de Pensión Alimentaria de Hijos	12.943	Use si usted desea que la corte ordene mas o menos de los que la Guía de Pensión Alimentaria de Hijos indica
Notificación de Audiencia	12.923	Utilizar cuando se ha establecido una fecha para la audiencia
Lista de Tarifas para Casos de Derecho de Familia	Tarifas	Lista de Tarifas para Casos relacionados con derecho de familia.
Notificación de Información Confidencial contenida en documentos radicados.	2.40(d)(2)	Para alertar al escribano de la corte (Clerk) de la existencia de información confidencial.

## INSTRUCCIONES PASO A PASO

### **PRIMER PASO - Completar los formularios para iniciar el proceso y adelantar trámite notarial**

- 1) LOS FORMULARIOS DEBEN SER COMPLETADOS Y FIRMADOS EN TINTA NEGRA Y LA MAYORÍA DEBEN SURTIR TRÁMITE NOTARIAL.** La oficina del escribano (*clerk's office*) adelantará el trámite notarial por una tarifa (ver la lista de cargos anexa). Por favor lleve una identificación válida.
- 2) Los nombres deben ser escritos de la misma manera en todos los documentos (no nombres completos en una forma y las iniciales en otra).**
- 3) Complete las siguiente formas y adelante el trámite notarial en aquellos que provean una linea para la firma del notario:**

- A) Carátula para Demandas Civiles - (use si usted está empezando un nuevo caso - con un número de caso nuevo)
- B) 12 Reglas de Civismo en la Corte - (no es necesario el trámite notarial)
- C) Petición para Sobreseer Orden de Alimentos
- D) Affidavit Financiero:
  - Formulario Corto, Formulario 12.902(b), si sus ingresos son iguales o inferiores a \$50,000/año
  - ó**
  - Formulario Normal, Formulario 12.902(c), si sus ingresos son superiores a \$50,000/año
- E) Guía de Pensión Alimentaria de Hijos, Formulario 12.902(e)
- F) Notificación del Número de Seguro Social, Formulario 12.902(j)
- G) Citación, Formulario 12.910(a) - (debe ser firmada por el escribano (*clerk*) no por usted)
- H) Memorando de Notificación del proceso, Formulario 12.910(b) (no necesita surtir trámite notarial)
- I) Notificación de Caso Relacionado, Formulario 12.900(h)
- J) Notificación de Información Confidencial, Formulario 2.40(d)(2)

## **SEGUNDO PASO - Hacer las Copias**

Después de completar las formas, firmarlas y completar el trámite notarial, haga dos copias de todo lo que haya firmado (una es para su archivo). Las copias pueden ser obtenidas por una tarifa en el Centro de Negocios de la Corte (*Court Business Center*), en el sexto piso del la Corte George Edgecomb. También puede pagar \$0.15 por página, antes de radicar su caso, en la oficina 101 (*Family Law Intake*).

## **TERCER PASO - Radicar su Caso**

- 1) Lleve el paquete original completo y firmado al escribano (*clerk*) en el 1er piso de la corte principal y pague los cargos si es necesario. Si usted está empezando un nuevo caso, el escribano le asignará un número de caso y división
- 2) Citación: el escribano (*clerk*) firmará la Citación y se la devolverá. Hay un cargo por esto.

## **CUARTO PASO - Notificar a la Contraparte**

CITACIÓN - Anexar la Citación y el Memorando de Notificación del Proceso a una de la copias completa de los documentos y llevarlos al sheriff o a la persona encargada la notificación de los procesos (*process server*) en el condado donde la contraparte va a ser notificada/o (donde el o ella vive o trabaja). La contraparte tendrá 20 días para radicar la respuesta escrita (respuesta) contados a partir de la fecha en que el sheriff o quien surta la notificación de los procesos entregue los documentos. CONDADO DE HILLSBOROUGH: el *Hillsborough County Sheriff Civil Process* está localizado en 700 Twiggs Street, tercer piso (al frente del edificio principal de la corte). Se requiere el pago del un cargo que no será devuelto (únicamente efectivo, cheque de cajero o *money order*---no se aceptan cheques personales). Este cargo será renunciado si usted ha radicado una Solicitud de Indigencia Civil (*Application for Civil Indigency*) y el escribano (*clerk*) lo ha marcado como indigente.

### **QUINTO PASO - Obtener Prueba de la Notificación**

CITACIÓN: una vez que la contraparte haya sido notificada, el sheriff o quien haya surtido la notificación de los procesos debe enviarle un recibo indicando la fecha y la hora de la notificación. Radicar este recibo con el escribano (*clerk*).

### **SEXTO PASO - REVISAR LA RESPUESTA**

- 1) Llame a la oficina del escribano de la Corte del Circuito (*Clerk of the Circuit Court*) al (276-8100 ext. 4358) 21 días después de que la contraparte haya sido notificada para averiguar si él o ella radicó una respuesta.
- 2) Si la contraparte radicó una respuesta (*Answer*), obtenga una copia en la oficina 101 de la corte (si la contraparte no le envió una copia.)
- 3) Si la contraparte radicó una contrademanda (*counterpetition*), usted tiene 20 días para radicar una respuesta escrita a la contrademanda. Puede utilizar el Formulario 12.903(d) - Respuesta a la Contrademanda (*Answer to Counterpetition*). Radique el original con el escribano (*clerk*), envíe una copia a la contraparte, y guarde una copia para su archivo personal.
- 4) Si no se radicó una respuesta, proceda al siguiente paso.

### **SÉPTIMO PASO - Revelación Obligatoria**

Usted tiene 45 días contados a partir de la fecha en que la contraparte haya sido notificada para enviarle a él o ella todos los documentos financieros requeridos por la Regla de Revelación Obligatoria - *Mandatory Disclosure Rule* - (*Florida Family Law Rule of Procedure 12.285*). Usted debe enviar copia de estos documentos a la contraparte. No está obligado a radicarlos en la corte. La lista de los documentos que está obligado a enviar se encuentra en el Formulario 12.932 - Certificado de Cumplimiento de la Revelación Obligatoria (*Certificate of Compliance with Mandatory Disclosure*).

- 1) Complete y firme el Certificado de Cumplimiento de la Revelación Obligatoria, Formulario 12.932, indicando qué documentos le está enviado a la contraparte. También indique la fecha en que los está enviando y la forma de envío (por correo, fax y correo, o entrega personal).
- 2) Haga dos copias de los documentos que enviará a la contraparte y 2 copias del Certificado de Cumplimiento, completo y firmado. Una copia es para su archivo personal.
- 3) Envíe una copia de los documentos y una copia del Certificado de Cumplimiento a la Contraparte.
- 4) Radique el original del Certificado de Cumplimiento con el escribano (*clerk*).

**OCTAVO PASO - Mediación** (solamente si la contraparte radica una respuesta negando alguno de los alegatos o una contrademanda)

Si la contraparte radicó una respuesta en la cual disputa alguna de los alegatos de su petición, usted y la contraparte deberán ir a mediación para ver si los asuntos en disputa puede ser resueltos. Llame a la Oficina de *Mediation and Diversion* al 813-272-5642 y solicíteles que fijen una fecha para la mediación. Si la contraparte no se pone en contacto con el Departamento de

Mediación o los asuntos no fueron resueltos en mediación, la audiencia final se incluirá en el grupo de expedientes impugnados del juez.

**NOVENO PASO - Preparar su caso / reunir la evidencia** (si usted y la contraparte no están de acuerdo y su caso es cuestionado).

Si la contraparte está cuestionando asuntos en su caso, usted deberá estar preparado para presentar al juez evidencia que apoye su(s) posición(es). El proceso de reunir la evidencia se llama “descubrimiento” (*Discovery*) . El Descubrimiento está gobernado por el *Florida Family Rules of Procedure* 12.280 - 12.410 y las *Florida Rules of Civil Procedure* 1.280 - 1.410. Algunos métodos de descubrimiento son:

1. Interrogatorios - Preguntas escritas que se envían a la contraparte. Ver formularios 12.930(a), *Notice of Service of Standard Family Law Interrogatories*, y 12.930(b), *Standards Family Law Interrogatories for Original Proceedings*, y sus instrucciones.
2. Notificación de Producción a un tercero / Comparendo (*Notice of Production from Non-Party/Subpoena*) - es la solicitud a alguien que no es parte del proceso (no la contraparte) para que le entregue copias de los documentos o para que le preste los documentos para que usted los copie. Vea formularios 12.931(a), *Notice of Production from Non-Party*, y 12.93(b), *Subpoena for Production of Documents*, y sus instrucciones.
3. Testimonio - tomar el testimonio de alguien (parte o no parte) bajo juramento ante un reportero de la corte.
4. Solicitud para la Producción de Documentos y Cosas (*Request for Production of Documents and Things*) - es una solicitud escrita para que la contraparte le entregue documentos específicos o cosas para copiar o examinar. Ver *Florida Rule of Civil Procedure*, 1.350.

No toda la evidencia puede ser considerada por el juez. Para ser admisible en la corte, la evidencia debe estar acorde con las Reglas de Evidencia en el Capítulo 90 de los Estatutos de la Florida. El deber de establecer los hechos que quiere presentar en la corte, o la carga de la prueba, recae en USTED. Usted es responsable de presentarle al juez evidencia admisible para apoyar las solicitudes de su demanda y sus afirmaciones en corte.

## **DÉCIMO PASO - Programar la audiencia final**

SI LA CONTRAPARTE NO TIENE UN ABOGADO:

1. Contacte al *Case Management Unit* (813-272-5173) para fijar la audiencia final.
2. Usted será contactado (a) por correo sobre la fecha en la corte.

SI LA CONTRAPARTE ESTÁ REPRESENTADA POR UN ABOGADO:

1. Llame al asistente judicial (*J.A*) del juez asignado a su caso y solicite al *J.A* 3 posibles fechas y hora para la audiencia.
2. Llame al abogado de la contraparte y pregúntele cual de las 3 fechas y hora le conviene mas a él o ella.
3. Llame al asistente administrativo e infórmele qué fecha y hora ha escogido.
4. Complete una Notificación de Audiencia (*Notice of Hearing*), Formulario 12.923 (no incluido), con el lugar, fecha, y hora de la audiencia.

5. Firme la Notificación de Audiencia y complete el Certificado de Notificación en el que se establece la fecha en que está radicando la notificación y la manera como le va a hacer llegar una copia al abogado de la contraparte.
6. Haga 3 copias de la Notificación de Audiencia.
7. Radique el original de la Notificación de Audiencia en la oficina del escribano (*clerk*).
8. Entregue una copia de la Notificación de Audiencia al asistente administrativo, envíe una copia de la notificación al abogado de la contraparte, y guarde una copia para su archivo personal.

#### REPORTERO DE LA CORTE?

Si desea contar con un reportero de la corte durante la audiencia, usted debe hacer los arreglos pertinentes con anterioridad y pagar a la corte los honorarios del reportero. Si no hay registro de la audiencia y el juez falla en contra suya es posible que usted no pueda apelar la decisión.

#### **DÉCIMOPRIMER PASO - La audiencia final**

Normalmente en la audiencia final es cuando se decidirá la petición (y la contrademanda si se radicó una) y todos los asuntos serán decididos. Si usted no asiste a la audiencia final su caso puede ser desestimado.

**CÓMO VESTIRSE** - Vístase apropiadamente. No use pantalones cortos (*shorts*), camisetas sin mangas (*tank tops*) o sandalias. No mastique chicle.

**QUÉ TRAER** - Toda la evidencia que usted quiere que la corte tenga en cuenta si su caso es cuestionado

#### QUÉ ESPERAR

La audiencia tendrá lugar en una sala de audiencia o sala de la corte. Usted no estará frente a un jurado, solamente frente a un magistrado general o juez. No interrumpa al magistrado o juez cuando el o ella hable. Cuando se dirija al magistrado o al juez, llámelo/a “Honorable” (“Your Honor”) o “Juez” (“Judge”).

Cada corte tiene por lo menos un alguacil que es un ayudante de sheriff y se encuentra allí para mantener el orden. Cuando usted llegue para la audiencia deje que el alguacil sepa que usted está presente y listo. El o ella anunciará su caso cuando llegue el momento de su audiencia y le informará donde sentarse y en donde acomodar sus pertenencias cuando entre a la sala de audiencias. Por lo general un alguacil permanecerá dentro de la sala durante su audiencia. Si se llaman testigos, el alguacil saldrá a buscarlos para traerlos a la sala de audiencia.

Durante su audiencia, esté preparado para discutir cualquiera de los asuntos de que trate la petición (y contrademanda si se radicó alguna) y esté listo para presentar pruebas de cualquiera de los hechos controvertidos por medio de evidencias. Evidencias son pruebas presentadas durante una audiencia bajo la forma de testigos (personas), documentos (papeles), u objetos (cosas). Sin embargo, el juez no puede tener en cuenta toda la evidencia. Las pruebas deben estar conforme a las Reglas de Evidencia del Capítulo 90 de las Leyes de Florida para ser admisibles en corte. Recuerde que USTED tiene el deber de establecer los hechos que quiere presentar ante



la corte. Usted debe presentarle al juez evidencia admisible como soporte de las reclamaciones en su petición y de sus afirmaciones en la corte. Contar su historia, simplemente, puede no ser suficiente para ganar su caso.

Una vez que ambas partes han presentado su evidencia, el magistrado general o juez tomará una decisión y una orden será preparada. La orden contendrá todos los detalles de la decisión de la corte. Usted recibirá una copia de la orden por correo. El original irá a la oficina del escribano (clerk's office) para ser archivado en su expediente judicial.

### **Formularios y Paquetes de Familia - disponibles para compra en el Court Business Center**

#### **Paquetes de Formularios con Instrucciones:**

- 1) Paquetes completos con todos los formularios e instrucciones de auto-ayuda se encuentran disponibles para compra, a precios individuales, en el Court Business Center (CBC), Oficina 630 (Piso 6°) de la corte George Edgecomb, 800 E. Twiggs Street, Tampa, Florida.
- 2) Gratis en línea en:
  - a) [www.fljud13.org/Portals/0/Forms/pdfs/family/packetList.pdf](http://www.fljud13.org/Portals/0/Forms/pdfs/family/packetList.pdf)
  - b) [www.hillsclerk.com/publicweb/forms.aspx#FamilyLaw](http://www.hillsclerk.com/publicweb/forms.aspx#FamilyLaw) → y luego clic en “Family Law”

#### **Formularios Individuales (no siempre incluyen las instrucciones necesarias):**

- 1) A 10 centavos por página en el Court Business Center (CBC), Oficina 630 (Piso 6°) de la corte George Edgecomb, 800 E. Twiggs Street, Tampa, Florida.
- 2) Gratis en línea en: [www.flcourts.org](http://www.flcourts.org) → y luego clic en “Family Law Forms”

### **USTED PUEDE COMPRAR Y RADICAR LOS FORMULARIOS EN LAS SIGUIENTES LOCALIDADES:**

#### **Tampa - George Edgecomb Courthouse – Main Location**

Clerk of the Circuit Court, 800 E. Twiggs Street, Room 101, Tampa, FL 33602

#### **Brandon – Brandon Regional Service Center**

Clerk of the Circuit Court, 311 Pauls Drive, Suite 110, Brandon, FL 33511

#### **Plant City – Plant City Courthouse**

Clerk of the Circuit Court, 301 N. Michigan, Room 1071, Plant City, FL 33563

#### **Ruskin/Sun City – SouthShore Regional Service Center**

Clerk of the Circuit Court, 410 30th Street SE, Ruskin, FL 33570

# FAMILY LAW FORMS, COMMENTARY, AND INSTRUCTIONS

## GENERAL INFORMATION FOR SELF-REPRESENTED LITIGANTS

### (02/18)

**You should read this General Information thoroughly before taking any other steps to file your case or represent yourself in court.** Most of this information is **not** repeated in the attached forms. This information should provide you with an overview of the court system, its participants, and its processes. It should be useful whether you want to represent yourself in a pending matter or have a better understanding of the way family court works. **This is not intended as a substitute for legal advice from an attorney. Each case has its own particular set of circumstances, and an attorney may advise you of what is best for you in your individual situation.**

These instructions are not the only place that you can get information about how a family case works. You may want to look at other books for more help. The Florida Statutes, Florida Family Law Rules of Procedure, Florida Rules of Civil Procedure, and other legal information or books may be found at the public library or in a law library at your county courthouse or a law school in your area. If you are filing a petition for **Name Change** and/or **Adoption**, these instructions may not apply.

If the word(s) is printed in **bold**, this means that the word is being emphasized. Throughout these instructions, you will also find words printed in **bold** and **underlined**. This means that the definitions of these words may be found in the glossary of common family law terms at the end of this general information section.

### Commentary

**1995 Adoption.** To help the many people in family law court cases who do not have attorneys to represent them (pro se litigants), the Florida Supreme Court added these simplified forms and directions to the Florida Family Law Rules of Procedure. The directions refer to the Florida Family Law Rules of Procedure or the Florida Rules of Civil Procedure. Many of the forms were adapted from the forms accompanying the Florida Rules of Civil Procedure. Practitioners should refer to the committee notes for those forms for rule history.

The forms were adopted by the Court pursuant to *Family Law Rules of Procedure*, 667 So. 2d 202 (Fla. 1995); *In re Petition for Approval of Forms Pursuant to Rule 10-1.1(b) of the Rules Regulating the Florida Bar—Stepparent Adoption Forms*, 613 So. 2d 900 (Fla. 1992); *Rules Regulating the Florida Bar—Approval of Forms*, 581 So. 2d 902 (Fla. 1991).

Although the forms are part of these rules, they are not all inclusive and additional forms, as necessary, should be taken from the Florida Rules of Civil Procedure as provided in Florida Family Law Rules of Procedure. Also, the following notice has been included to strongly encourage individuals to seek the advice, when needed, of an attorney who is a member in good standing of the Florida Bar.

**1997 Amendment.** In 1997, the Florida Family Law Forms were completely revised to simplify and correct the forms. Additionally, the appendices were eliminated, the instructions contained in the appendices were incorporated into the forms, and the introduction following the Notice to Parties was created. Minor changes were also made to the Notice to Parties set forth below.

## **NOTICE TO PARTIES WHO ARE NOT REPRESENTED BY AN ATTORNEY WHO IS A MEMBER IN GOOD STANDING OF THE FLORIDA BAR**

If you have questions or concerns about these forms, instructions, commentary, the use of the forms, or your legal rights, it is strongly recommended that you talk to an attorney. If you do not know an attorney, you should call the lawyer referral service listed in the yellow pages of the telephone book under "Attorney." If you do not have the money to hire an attorney, you should call the legal aid office in your area.

Because the law does change, the forms and information about them may have become outdated. You should be aware that changes may have taken place in the law or court rules that would affect the accuracy of the forms or instructions.

In no event will the Florida Supreme Court, The Florida Bar, or anyone contributing to the production of these forms or instructions be liable for any direct, indirect, or consequential damages resulting from their use.

### **FAMILY LAW PROCEDURES**

**Communication with the court.** Ex parte communication is communication with the judge with only one party present. Judges are not allowed to engage in ex parte communication except in very limited circumstances, so, absent specific authorization to the contrary, you should not try to speak with or write to the judge in your case unless the other party is present or has been properly notified. **If you have something you need to tell the judge, you must ask for a hearing and give notice to the other party or file a written statement in the court file and send a copy of the written statement to the other party.**

**Filing a case.** A case begins with the filing of a petition. A petition is a written request to the court for some type of legal action. The person who originally asks for legal action is called the petitioner and remains the petitioner throughout the case.

A petition is given to the clerk of the circuit court, whose office is usually located in the county courthouse or a branch of the county courthouse. A case number is assigned and an official court file is opened. Delivering the petition to the clerk's office is called filing a case. A filing fee is usually required.

The Florida Rules of Judicial Administration now require that petitions, pleadings, and documents be filed electronically except in certain circumstances. **Self-represented litigants may file a petition or other pleadings, motions, and documents electronically; however, they are not required to do so.** If you choose to file your petition electronically, you must do so in accordance with Florida Rule of Judicial Administration 2.525, and you must follow the procedures of the circuit within which you file. **The rules and procedures should be carefully read and followed.**

**Service of the original petition or supplemental petition.** When one party files a petition, motion, or other pleading, the other party must be "served" with a copy of the document. This means that the other party is given proper notice of the pending action(s) and any scheduled hearings. The person

against whom the original legal action is being requested is called the **respondent**, because he or she is expected to respond to the petition. The respondent remains the respondent throughout the case.

**Personal service** of the petition and summons on the respondent by a deputy sheriff or private process server is required in all **original petitions** and **supplemental petitions**, unless **constructive service** is permitted by law. Personal service may also be required in other actions by some judges.

**Constructive Service.** If you absolutely do not know where the other party to your case lives or if the other party resides in another state, you may be able to use **constructive service**; however, if constructive service is used, other than granting a divorce, the court may only grant limited relief, which cannot include either alimony or child support. For more information on constructive service, see **Notice of Action for Dissolution of Marriage (No Child or Financial Support)**, Florida Supreme Court Approved Family Law Form 12.913(a)(1), **Notice of Action for Family Cases with Minor Child(ren)**, Florida Supreme Court Approved Family Law Form 12.913(a)(2), **Affidavit of Diligent Search and Inquiry**, Florida Family Law Rules of Procedure Form 12.913(b), and **Affidavit of Diligent Search**, Florida Family Law Rules of Procedure Form 12.913(c).. Additionally, if the other party is in the military service of the United States, additional steps for service may be required. See, for example, **Memorandum for Certificate of Military Service**, Florida Supreme Court Approved Family Law Form 12.912(a). In sum, the law regarding constructive service and service on an individual in the military is very complex and you may wish to consult an attorney regarding these issues.

Forms for service of process are included in the Florida Family Law Forms, along with more detailed instructions and information regarding service. The instructions to those forms should be read **carefully** to ensure that you have properly served the other party. **If proper service is not obtained, the court cannot hear your case. Service must be in accordance with Florida Rule of Judicial Administration 2.516.**

**Subsequent Service.** Other than the original or supplemental petitions, any time you file additional pleadings or motions in your case, you must provide a copy to the other party and include a **certificate of service**. Likewise, the other party must provide you with copies of everything that he or she files. **If the other party is represented by an attorney, you should serve the attorney unless service upon the other party is required by the court.**

**Electronic Service.** After the initial service of process of the petitioner or supplemental petition by the Sheriff or certified process server, the Florida Rules of Judicial Administration now require that all documents required or permitted to be served on the other party must be served by electronic mail (e-mail) except in certain circumstances. **You must strictly comply with the format requirements set forth in the Rules of Judicial Administration.** If you elect to participate in electronic service, which means serving or receiving pleadings by electronic mail (e-mail), or through the Florida Courts E-Filing Portal, you **must** review Florida Rule of Judicial Administration 2.516. You may find this rule at [www.flcourts.org](http://www.flcourts.org) through the link to the Rules of Judicial Administration provided under either Family Law Forms: Getting Started, or Rules of Court in the A-Z Topical Index.

**SELF-REPRESENTED LITIGANTS MAY SERVE DOCUMENTS BY E-MAIL; HOWEVER, THEY ARE NOT REQUIRED TO DO SO.** If a self-represented litigant elects to serve and receive documents by e-mail, the procedures must always be followed once the initial election is made.

To serve and receive documents by e-mail, you must designate your e-mail addresses by using the **Designation of Current Mailing and E-mail Address**, Florida Supreme Court Approved Family Law Form 12.915, and you must provide your e-mail address on each form on which your signature appears. Please **CAREFULLY** read the rules and instructions for: **Certificate of Service (General)**, Florida Supreme Court Approved Family Law Form 12.914; **Designation of Current Mailing and E-mail Address**, Florida Supreme Court Approved Family Law Form 12.915; and Florida Rule of Judicial Administration 2.516.

**Default.** After being served with a petition or counterpetition, the other party has 20 days to file a response. If a response to a petition is not filed, the petitioner may file a **Motion for Default**, Florida Supreme Court Approved Family Law Form 12.922(a), with the clerk. This means that you may proceed with your case and set a **final hearing**, and a **judge** will make a decision, even if the other party will not cooperate. For more information, see rule 12.080(c), Florida Family Law Rules of Procedure.

**Answer and Counterpetition.** After being served, the respondent has 20 days to file an answer admitting or denying each of the allegations contained in the petition. In addition to an answer, the respondent may also file a counterpetition. In a counterpetition, the respondent may request the same or some other relief or action not requested by the petitioner. If the respondent files a counterpetition, the petitioner should then file an **Answer to Counterpetition**, Florida Supreme Court Approved Family Law Form 12.903(d), and either admit or deny the allegations in the respondent's counterpetition.

**Mandatory disclosure.** Rule 12.285, Florida Family Law Rules of Procedure, requires each party in a dissolution of marriage to exchange certain information and documents, and file a **Family Law Financial Affidavit**, Florida Family Law Rules of Procedure Form 12.902(b) or (c). Failure to make this required disclosure within the time required by the Florida Family Law Rules of Procedure may allow the court to dismiss the case or to refuse to consider the pleadings of the party failing to comply. This requirement also must be met in other family law cases, **except** adoptions, simplified dissolutions of marriage, enforcement proceedings, contempt proceedings, and proceedings for injunctions for domestic or repeat violence. The **Certificate of Compliance with Mandatory Disclosure**, Florida Family Law Rules of Procedure Form 12.932, lists the documents that must be given to the other party. For more information see rule 12.285, Florida Family Law Rules of Procedure, and the instructions to the **Certificate of Compliance with Mandatory Disclosure**, Florida Family Law Rules of Procedure Form 12.932.

**Parenting Plan.** If your case involves minor or dependent child(ren), a **Parenting Plan** shall be approved or established by the court. **Parenting Plan**, Florida Supreme Court Approved Family Law Form, 12.995(a), **Safety-Focused Parenting Plan**, Florida Supreme Court Approved Family Law Form 12.995(b), or **Relocation/Long Distance Parenting Plan**, Florida Supreme Court Approved Family Law Form 12.995(c). The Parenting Plan shall be developed and agreed to by the parents and approved by a court.

**If the parents cannot agree, or if the agreed Parenting Plan is not approved, the court must establish a Parenting Plan.** The Parenting Plan shall contain a time-sharing schedule and should address the issues regarding the child(ren)'s education, health care, and physical, social, and emotional well-being.

**Setting a hearing or trial.** Generally, the court will have hearings on motions, final hearings on uncontested or default cases, and trials on contested cases. Before setting your case for **final hearing** or trial, certain requirements such as completing mandatory disclosure and filing certain papers and having them served on the other party must be met. These requirements vary depending on the type of case and the procedures in your particular jurisdiction. For further information, you should refer to the instructions for the type of form you are filing.

Next, you must obtain a hearing or trial date so that the court may consider your request. You should ask the clerk of court, or **family law intake staff** about the local procedure for setting a hearing or trial, which you should attend. These family law forms contain **orders** and **final judgments**, which the judge may use. You should ask the clerk of court or family law intake staff if you need to bring one of these forms with you to the hearing or trial. If so, you should type or print the heading, including the circuit, county, case number, division, and the parties' names, and leave the rest blank for the judge to complete at your hearing or trial.

The shaded areas below explain different parts of family law forms. Although each form you use may not contain each part explained below, all forms contain a case style which identifies the judicial circuit and county in Florida in which the case is filed, the division within that circuit to which the case is assigned, the parties in the case, and the number of the case. Some, but not all, forms require that the person signing the form state under oath that what he or she claims in the form is true; those particular forms must be signed in the presence of either a deputy clerk of the court or a notary public who witnesses your signature before notarizing the form. Most forms contain a nonlawyer clause which requests certain information be provided by any person who is not licensed to practice law in the State of Florida who has helped you to complete the form.

2

Each form that provides a blank space will have instructions on how to fill in the blank. Please follow all instructions which ask for specific information. Often these instructions appear in *italics*. [

IN THE CIRCUIT COURT OF THE (1) JUDICIAL CIRCUIT,  
IN AND FOR (2) COUNTY, FLORIDA

Case No.: (3)  
Division: (4)

(5),  
Petitioner,  
and  
(6),  
Respondent.

- Line 1** The clerk of court can tell you the number of your judicial circuit. Type or print it here.
- Line 2** Type or print your county name on line (2).
- Line 3** If you are filing an initial petition or pleading, the Clerk of the Court will assign a case number after the case is filed. You should type or print this case number on all papers you file in this case.
- Line 4** The clerk of the court can tell you the name of the division in which your case is being filed, and you should type or print it here. Divisions vary from court to court. For example, your case may be filed in the civil division, the family division, or the juvenile division.
- Line 5** Type or print the legal name of the person who originally filed the case on line 5. This person is the petitioner because he/she is the one who filed the original petition.
- Line 6** Type or print the other party's legal name on line 6. The other party is the respondent because he/she is responding to the petition.

Some forms require that your signature be witnessed. If so, you must sign the form in the presence of a **notary public** or deputy clerk (employee of the clerk of the court's office). When signing the form, you must have a valid photo identification unless the notary knows you personally. You should completely fill in all lines (1 & 3–8) except 2 with the requested information, if applicable. **Line 2, the signature line,**

must be signed in the presence of the notary public or deputy clerk. **DO NOT SIGN OR FILL IN THE PART OF THE FORM WHICH ASKS FOR THE NOTARY'S OR CLERK'S SIGNATURE.** This section of the form is to be completed by either the deputy clerk or the notary public who is witnessing your signature.

**I understand that I am swearing or affirming under oath to the truthfulness of the claims made in this petition and that the punishment for knowingly making a false statement includes fines and/or imprisonment.**

Dated: \_\_\_\_\_ (1)

\_\_\_\_\_ (2)

(2)

Signature of Petitioner

Printed Name:

\_\_\_\_\_ (3)

Address:

\_\_\_\_\_ (4)

City, State, Zip: \_\_\_\_\_ (5)

Telephone Number: \_\_\_\_\_ (6)

Fax Number: \_\_\_\_\_ (7)

Designated E-mail Address(es): \_\_\_\_\_ (8)

STATE OF FLORIDA

COUNTY OF \_\_\_\_\_

Sworn to or affirmed and signed before me on \_\_\_\_\_ by \_\_\_\_\_.

NOTARY PUBLIC or DEPUTY CLERK

\_\_\_\_\_  
{Print, type, or stamp commissioned name of notary or clerk.}

\_\_\_\_\_ Personally known

\_\_\_\_\_ Produced identification

\_\_\_\_\_ Type of identification produced \_\_\_\_\_

**Non-lawyer Clause.** The section below should be completed by anyone who helps you fill out these forms but is **not** an attorney who is a member in good standing of The Florida Bar, which means that he or she is not licensed to practice law in Florida.

**IF A NONLAWYER HELPED YOU FILL OUT THIS FORM, HE/SHE MUST FILL IN THE BLANKS BELOW:**

[fill in **all** blanks] This form was prepared for the: {either Petitioner or Respondent; or Husband or Wife}

This form was completed with the assistance of:

{name of individual} \_\_\_\_\_ (1) \_\_\_\_\_,  
{name of business} \_\_\_\_\_ (2) \_\_\_\_\_,  
{address} \_\_\_\_\_ (3) \_\_\_\_\_,  
{city} \_\_\_\_\_ (4) \_\_\_\_\_, {state} \_\_\_\_\_ (5) \_\_\_\_\_, {zip code} \_\_\_\_\_ (6) \_\_\_\_\_, {telephone number} \_\_\_\_\_ (7) \_\_\_\_\_.

**Line 1** The nonlawyer who helps you should type or print his or her name on line 1.

**Lines 2–7** The nonlawyer’s business name, address, (including street, city, state, zip code, and telephone number) should be typed or printed on lines 2–7.

In addition, a **Disclosure from Nonlawyer**, Florida Family Law Rules of Procedure Form 12.900(a), should be completed if a nonlawyer assists you. The disclosure is available as a family law form and should be completed before the nonlawyer helps you. This is to be sure that you understand the role and limitations of a nonlawyer. You and the nonlawyer should keep a copy of this disclosure for your records.



## FAMILY LAW GLOSSARY OF COMMON TERMS AND DEFINITIONS

**Note:** The following definitions are intended to be helpful, BUT they are not intended to constitute legal advice or address every possible meaning of the term(s) contained in this glossary.

**Affidavit** - a written statement in which the facts stated are sworn or affirmed to be true.

**Alimony**-spousal support which may be ordered by the court in a proceeding for dissolution of marriage. Types of alimony include: bridge-the-gap, durational, rehabilitative, or retroactive, and may be either temporary or permanent. The court may order periodic payments, payments in lump sum, or both. In determining whether to award alimony, the court must determine whether either party has an actual need for alimony and whether the other party has the ability to pay. The court must consider the factors set forth in section 61.08, Florida Statutes, and must make certain written findings. An alimony award may not leave the paying party with significantly less net income than that of the receiving party without written findings of exceptional circumstances.

**Answer** - written response by a respondent that states whether he or she admits (agrees with) or denies (disagrees with) the allegations in the petition. Any allegations not specifically denied are considered to be admitted.

**Appeal** - asking a district court of appeal to review the decision in your case. There are strict procedural and time requirements for filing an appeal.

**Asset** - everything owned by you or your spouse, including property, cars, furniture, bank accounts, jewelry, life insurance policies, businesses, or retirement plans. An asset may be marital or nonmarital, but that distinction is for the court to determine if you and your spouse do not agree.

**Attorney** - a person with special education and training in the field of law who is a member in good standing of The Florida Bar and licensed to practice law in Florida. An attorney is the only person who is allowed to give you legal advice. An attorney may file your case and represent you in court, or just advise you of your rights before you file your own case. In addition to advising you of your rights, an attorney may tell you what to expect and help prepare you for court. In family law matters, you are not entitled to a court-appointed lawyer, like a public defender in a criminal case. However, legal assistance is often available for those who are unable to hire a private attorney. You may consult the yellow pages of the telephone directory for a listing of legal aid or lawyer referral services in your area, or ask your local clerk of court or family law intake staff what services are available in your area. You may also obtain information from the Florida Supreme Court's Internet site located at <http://www.flcourts.org>.

**Bond** - money paid to the clerk of court by one party in a case, to be held and paid to an enjoined party in the event that the first party causes loss or damage of property as a result of wrongfully enjoining the other party.

**Beneficiary Designation**-Florida law provides that a beneficiary designation made by or on behalf of a party providing for the payment or transference of an asset or benefit upon his or her death to the other spouse is void when the final judgment dissolving or declaring a marriage invalid is signed, unless the final judgment specifically states otherwise. Federal law and other statutory provisions may also apply. This includes, but is not limited to, such assets as life insurance policies, annuities, employee benefit plans, individual retirement accounts, and payable-on-death accounts. Whether or not to continue a beneficiary designation is a complex area of the law and you may wish to consult with an attorney.

**Bridge-the-Gap Alimony**-spousal support which is ordered to assist a party to make the transition from being married to being single. Bridge-the-Gap alimony is designed to assist a party with legitimate, identifiable short-time needs; its length cannot exceed two years and it cannot be modified.

**Central Depository**-the office of the clerk of court that is responsible for collecting and disbursing court ordered alimony and child support payments. The depository also keeps payment records and files judgments if support is not paid.

**Certificate of Service** - a document that must be filed whenever a form you are using does not contain a statement for you to fill in showing to whom you are sending copies of the form. Florida Supreme Court Approved Family Law Form 12.914 is the certificate of service form and contains additional instructions.

**Certified Copy** - a copy of an order or final judgment, certified by the clerk of the circuit court to be an authentic copy.

**Certified Mail** - mail which requires the receiving party to sign as proof that they received it.

**Child Support** - money paid from one parent to the other for the benefit of their dependent or minor child(ren).

**Clerk of the Circuit Court** - elected official in whose office papers are filed, a case number is assigned, and case files are maintained. The clerk's office usually is located in the county courthouse.

**Concurrent Custody**-(for the purposes of a petition filed pursuant to chapter 751, Florida Statutes) means that an eligible extended family member is awarded custodial rights to care for a child or children concurrently with the child(ren)'s parent or parents.

**Constructive Service** - notification of the other party by newspaper publication or posting of notice at designated places when the other party cannot be located for personal service. You may also be able to use constructive service when the other party lives in another state. Constructive service is also called "service by publication." However, when constructive service is used, the relief the Court may grant is limited; that relief cannot include either alimony or child support. For more information on service, see the instructions for Florida Family Law Rules of Procedure Forms 12.910(a) and 12.913(b) and Florida Supreme Court Approved Family Law Forms 12.913(a)(1) and (2).

**Contested Issues** - any or all issues upon which the parties are unable to agree and which must be resolved by the judge at a hearing or trial.

**Contingent Asset** - an asset that you **may** receive or get later, such as income, tax refund, accrued vacation or sick leave, a bonus, or an inheritance.

**Contingent Liability** - a liability that you **may** owe later, such as payments for lawsuits, unpaid taxes, or debts that you have agreed or guaranteed to pay if someone else does not.

**Counterpetition** - a written request to the court for legal action, which is filed by a respondent after being served with a petition.

**Custody Order** – a judgment or order incorporating a Parenting Plan is a child custody determination for the purposes of the Uniform Child Custody Jurisdiction and Enforcement Act, the International Child Abduction Remedies Act, 42 U.S.C. ss. 11601 et seq., the Parental Kidnapping Prevention Act, and the Convention on the Civil Aspects of International Child Abduction enacted at the Hague on October 25, 1980.

**Default** - a failure of a party to respond to the pleading of another party. This failure to respond may allow the court to decide the case without input from the party who did not appear or respond.

**Delinquent** - late.

**Dependent Child(ren)** - child(ren) who depend on their parent(s) for support either because they are under the age of 18, have a mental or physical disability that prevents them from supporting themselves, or are in high school, between the ages of 18 and 19, and performing in good faith with a reasonable expectation of graduation before the age of 19.

**Deputy Clerk** - an employee of the office of the clerk of court, which is usually located in the county courthouse or a branch of the county courthouse.

**Dissolution of Marriage** - divorce; a court action to end a marriage.

**Durational Alimony**-spousal support which is ordered to provide economic assistance for a set period of time following a marriage of short or moderate duration or following a marriage of long duration if there is no ongoing need for support on a permanent basis. Durational alimony terminates upon the death of either party or upon remarriage of the party receiving support. It may be modified or terminated, but cannot exceed the length of a marriage.

**Electronic Communication** – Contact, other than face-to-face contact, facilitated by tools such as telephones, electronic mail or email, webcams, video-conferencing equipment and software or other wired or wireless technologies, or other means of communication to supplement fact-to face contact between a parent and that parent’s minor child.

**Enjoined** - prohibited by the court from doing a specific act.

**Ex Parte** - communication with the judge by only one party. In order for a judge to speak with either party, the other party must have been properly notified and have an opportunity to be heard. If you have something you wish to tell the judge, you should ask for a hearing or file information in the clerk of court’s office, with certification that a copy was sent to the other party.

**Extended Family Member**-(for the purposes of a petition filed pursuant to chapter 751, Florida Statutes) is a person who is either:

- 1) A relative of a minor child within the third degree by blood or marriage to the parent; OR
- 2) The stepparent of a minor child if the stepparent is currently married to the parent of the child and is not a party in a pending dissolution, separate maintenance, domestic violence, or other civil or criminal proceeding in any court of competent jurisdiction involving one or both of the child’s parents as an adverse party.

**Family Law Intake Staff** - a court’s employee(s) who is (are) available to assist you in filing a family law case. Family law intake staff are not attorneys and cannot give legal advice. They may only assist you with filling out the form(s). Your local clerk’s office can tell you if your county has such assistance available.

**Filing** - delivering a petition, response, motion, or other pleading in a court case to the clerk of court’s office.

**Filing Fee** - an amount of money, set by law, that the petitioner must pay when filing a case. If you cannot afford to pay the fee, you must file an **Application for Determination of Civil Indigent Status**, to ask the clerk to file your case without payment of the fee. This form can be obtained from the clerk’s office.

**Final Hearing** - trial in your case.

**Financial Affidavit** - a sworn statement that contains information regarding your income, expenses, assets, and liabilities.

**Final Judgment** - a written document signed by a judge and recorded in the clerk of the circuit court’s office that contains the judge’s decision in your case.

**Guardian ad Litem** - a neutral person who may be appointed by the court to evaluate or investigate your child’s situation, and file a report with the court about what is in the best interests of your child(ren). Guardians do not “work for” either party. The guardian may interview the parties, visit their homes,

visit the child(ren)'s school(s) and speak with teachers, or use other resources to make their recommendation.

**Hearing** - a legal proceeding before a judge or designated officer (general magistrate or hearing officer) on a motion.

**Health Insurance** - coverage under a fee-for-service arrangement, health care maintenance organization, or preferred provider organization, and other types of coverage available to either parent, under which medical services could be provided to a minor or dependent child.

**Judge** - an elected official who is responsible for deciding matters on which you and the other parties in your case are unable to agree. A judge is a neutral person who is responsible for ensuring that your case is resolved in a manner which is fair, equitable, and legal. **A judge is prohibited by law from giving you or the other party any legal advice, recommendations, or other assistance, and may not talk to either party unless both parties are present, represented, or at a properly scheduled hearing.**

**Judicial Assistant** - the judge's personal staff assistant.

**Liabilities** - everything owed by you or your spouse, including mortgages, credit cards, or car loans. A liability may be marital or nonmarital, but that distinction is for the court to determine if you and your spouse do not agree.

**Lump Sum Alimony** - money ordered to be paid by one spouse to another in a limited number of payments, often a single payment.

**Mandatory Disclosure** - items that must be disclosed by both parties except those exempted from disclosure by Florida Family Law Rule 12.285.

**Marital Asset** - generally, anything that you and/or your spouse acquired or received (by gift or purchase) during the marriage. For example, something you owned before your marriage **may** be nonmarital. An asset may only be determined to be marital by agreement of the parties or determination of the judge.

**Marital Liability** - generally, any debt that you and/or your spouse incurred during the marriage. A debt may only be determined to be nonmarital by agreement of the parties or determination of the judge.

**Mediator** - a person who is trained and certified to assist parties in reaching an agreement before going to court. Mediators do not take either party's side and are not allowed to give legal advice. They are only responsible for helping the parties reach an agreement and putting that agreement into writing. In some areas, mediation of certain family law cases may be required before going to court.

**Modification** - a change made by the court in an order or final judgment.

**Motion** - a request made to the court, other than a petition.

**No Contact** - a court order directing a party not speak to, call, send mail to, visit, or go near his or her spouse, ex-spouse, child(ren), or other family member.

**Nonlawyer** - a person who is not a member in good standing of The Florida Bar.

**Nonmarital Asset** - generally, anything owned separately by you or your spouse. An asset may only be determined to be nonmarital by either agreement of the parties or determination of the judge.

**Nonmarital Liability** - generally, any debt that you or your spouse incurred before your marriage or since your separation. A debt may only be determined to be nonmarital by either agreement of the parties or determination of the judge.

**Nonparty** - a person who is not the petitioner or respondent in a court case.

**Notary Public** - a person authorized to witness signatures on court related forms.

**Obligee** - a person to whom money, such as child support or alimony, is owed.

**Obligor** - a person who is ordered by the court to pay money, such as child support or alimony.

**Order** - a written decision, signed by a judge and filed in the clerk of the circuit court's office that contains the judge's decision on part of your case, usually on a motion.

**Original Petition** - see **Petition**.

**Parenting Course** - a class that teaches parents how to help their child(ren) cope with divorce and other family issues.

**Parenting Plan** – a document created to govern the relationship between the parents relating to the decisions that must be made regarding the minor child(ren). The Parenting Plan must contain a time-sharing schedule for the parents and child(ren) and shall address the issues concerning the minor child(ren). The issues concerning the minor child(ren) may include, but are not limited to, the child(ren)'s education, health care, and physical, social, and emotional well-being. In creating the Plan, all circumstances between the parents, including their historic relationship, domestic violence, and other factors must be taken into consideration. The Parenting Plan must be developed and agreed to by the parents and approved by the court. If the parents cannot agree to a Parenting Plan, or if the parents agreed to a plan that is not approved by the court, a Parenting Plan will be established by the court with or without the use of **parenting plan recommendations**.

**Parenting Plan Recommendation** – A nonbinding recommendation concerning one or more elements of a Parenting Plan made by a court-appointed mental health practitioner or other professional designated pursuant to either section 61.20 or 61.401, Florida Statutes, or Florida Family Law Rule of Procedure 12.363.

**Party** - a person involved in a court case, either as a petitioner or respondent.

**Paternity Action** - A lawsuit used to determine whether a designated individual is the father of a specific child or children.

**Payor** - an employer or other person who provides income to an obligor.

**Permanent Alimony** - spousal support ordered to provide for the needs and necessities of life as they were established during the marriage for a party who lacks the financial ability to meet his or her needs and necessities after dissolution of marriage. Permanent alimony is paid at a specified, periodic rate until: modification by a court order; the death of either party; or the remarriage of the party receiving alimony, whichever occurs first. Permanent alimony requires consideration of the factors set forth in section 61.08(2), Florida Statutes, and must include certain written findings by the court.

**Personal Service** - when a summons and a copy of a petition (or other pleading) that has been filed with the court are delivered by a deputy sheriff or private process server to the other party. Personal service is required for all petitions and supplemental petitions.

**Petition** - a written request to the court for legal action, which begins a court case.

**Petitioner** - the person who originally files a petition that begins a court case. The Petitioner remains the Petitioner throughout the duration of the case.

**Pleading** - a formal, written statement of exactly what a party wants the court to do in a lawsuit or court action.

**Pro Se or Self-Represented Litigant** - a person who appears in court without the assistance of a lawyer.

**Pro Se Coordinator** - see **Family Law Intake Staff**.

**Rehabilitative Alimony** - spousal support ordered to be paid for a limited period of time to allow one of the parties an opportunity to complete a plan of education or training, according to a rehabilitative plan accepted by the court, so that he or she may better support himself or herself after dissolution of marriage.

**Relocation**- a change in the location of the principal residence of a parent or other person in accordance with section 61.13001, Florida Statutes.

**Respondent** - the person who is served with a petition requesting some legal action against him or her. The Respondent remains the Respondent throughout the duration of the case.

**Scientific Paternity Testing** - a medical test to determine the biological father of a child

**Service** - the delivery of legal documents to a party. Service must be in accordance with Florida Rule of Judicial Administration 2.516.

**Shared Parental Responsibility** - an arrangement under which both parents have full parental rights and responsibilities for their child(ren), and the parents make major decisions affecting the welfare of the child(ren) jointly. Shared Parental Responsibility is presumptive in Florida.

**Sole Parental Responsibility** - a parenting arrangement under which the responsibility for the minor child(ren) is given to one parent by the court, with or without rights of time-sharing to the other parent.

**State Disbursement Unit**- the unit established and operated by the Title IV-D agency to provide one central address for the collection and disbursement of child support payments made in both Department of Revenue and non-Department of Revenue cases, in which the obligation is paid through an income deduction order.

**Supervised Time-Sharing**- a parenting arrangement under which time-sharing between a parent and his or her child(ren) is supervised by either a friend, family member, or a supervised visitation center.

**Supplemental Petition** - a petition that may be filed by either party after the judge has made a decision in a case and a final judgment or order has been entered. For example, a supplemental petition may be used to request that the court modify the previously entered final judgment or order.

**Supportive Relationship**-a relationship, defined in section 61.14(1)(b)1, Florida Statutes, existing between an obligee who receives alimony and a person with whom that obligee resides.

**Time-Sharing Schedule** – a timetable that must be included in the Parenting Plan that specifies the time, including overnights and holidays that a minor child or children will spend with each parent. The time-sharing schedule shall either be developed and agreed to by the parents of a minor child or children and is approved by the court, or established by the court if the parents cannot agree, or if their agreed-upon schedule is not approved by the court.

**Trial** - the final hearing in a contested case.

**Uncontested** - any and all issues on which the parties are able to agree and which are part of a marital settlement agreement.

IN THE CIRCUIT COURT OF THE THIRTEENTH JUDICIAL CIRCUIT,  
IN AND FOR HILLSBOROUGH COUNTY, FLORIDA

Case No.: \_\_\_\_\_

Division \_\_\_\_\_

\_\_\_\_\_,

Petitioner,

and

\_\_\_\_\_,

Respondent.

**HILLSBOROUGH COUNTY FAMILY LAW DIVISION  
THE TWELVE RULES OF COURTROOM CIVILITY**

The judges, general masters and hearing officers assigned to the Family Law Division in Hillsborough County expect that all litigants, whether or not they are represented by attorneys, will conduct themselves in an appropriate fashion so that all parties will be afforded a fair opportunity to present their case.

The following guidelines are meant to assist you in meeting appropriate standards of conduct when you appear in court.

1. Be truthful in all statements that you make to the court. False statements under oath constitute perjury which is a criminal offense.
2. Do not call or write to the judge. As a general rule, documents and testimony can be read or heard by the judge only in the presence of both parties.
3. Be courteous. Other than to make appropriate objections, do not interrupt anyone who is speaking. If you are representing yourself and you have an objection to something a witness says, merely say, "Objection" and the court will allow you to state the nature of your objection.
4. Treat all court personnel with respect, including bailiffs, judicial assistants, clerks, court investigators, judges, general masters and hearing officers.
5. Do not make faces or gestures at the opposing party, his or her attorney, witnesses or the judge while in the courtroom. Speak directly to the judge or your attorney, not the opposing party or a witness. You will be given an opportunity to be heard by the court.

6. Show your respect for the court by dressing appropriately and wearing clean clothes. Coats, ties, suits and dresses are welcome but not required. Shorts, blue jeans, t-shirts and sneakers are not appropriate.
7. Do not bring any food or beverage into the courtroom and do not chew gum or eat candy in the courtroom.
8. Do not bring children to the courthouse (except in adoption cases), unless the court has so ordered.
9. Be aware that witnesses you bring to court are not usually permitted to remain in the courtroom while you, your spouse or former spouse, or other witnesses testify.
10. Bring at least four (4) copies of any documents that you intend to offer into evidence.
11. All documents should be pre-marked with a case number, name, the date and a space for the judge to admit the document into evidence.
12. The courthouse is located in a congested area. Parking is limited and takes time. Plan your time so you can park and be available at least fifteen (15) minutes before the hearing is scheduled to begin.

I have read and acknowledge my responsibilities as a litigant.

\_\_\_\_\_  
Signature of Petitioner

\_\_\_\_\_  
Date

\_\_\_\_\_  
Signature of Respondent

\_\_\_\_\_  
Date

I have read and reviewed with my client his or her responsibilities as a litigant.

\_\_\_\_\_  
Signature of Attorney

\_\_\_\_\_  
Date



INSTRUCTIONS FOR FLORIDA FAMILY LAW RULES OF PROCEDURE FORM 12.900(a),  
DISCLOSURE FROM NONLAWYER

**When should this form be used?**

This form must be used when anyone who is **not** a lawyer in good standing with The Florida Bar helps you complete any Florida Family Law Form. Attorneys who are licensed to practice in other states but not Florida, or who have been disbarred or suspended from the practice of law in Florida, are nonlawyers for the purposes of the Florida Family Law Forms and instructions.

The nonlawyer must complete this form and both of you are to sign it before the nonlawyer assists you in completing any Family Law Form.

**In addition**, on any other form with which a nonlawyer helps you, the nonlawyer shall complete the nonlawyer section located at the bottom of the form unless otherwise specified in the instructions to the form. This is to protect you and be sure that you are informed in advance of the nonlawyer's limitations.

**What should I do next?**

A copy of this disclosure, signed by both the nonlawyer and the person, must be given to the person and the nonlawyer must keep a copy in the person's file. The nonlawyer must keep copies for at least six years of all forms given to the person being assisted.

**Special notes...**

This disclosure form does NOT act as or constitute a waiver, disclaimer, or limitation of liability.

IN THE CIRCUIT COURT OF THE THIRTEENTH JUDICIAL CIRCUIT,  
IN AND FOR HILLSBOROUGH COUNTY, FLORIDA

Case No.: \_\_\_\_\_

Division: \_\_\_\_\_

\_\_\_\_\_,  
Petitioner,

and

\_\_\_\_\_,  
Respondent.

**DISCLOSURE FROM NONLAWYER**

{Name} \_\_\_\_\_, told me that he/she is a nonlawyer and may not give legal advice, cannot tell me what my rights or remedies are, cannot tell me how to testify in court, and cannot represent me in court.

Rule 10-2.1(b) of the Rules Regulating The Florida Bar defines a paralegal as a person who works under the supervision of a member of The Florida Bar and who performs specifically delegated substantive legal work for which a member of The Florida Bar is responsible. Only persons who meet the definition may call themselves paralegals. {Name} \_\_\_\_\_, informed me that he/she is not a paralegal and cannot call himself/herself a paralegal.

{Name} \_\_\_\_\_, told me that he/she may only type the factual information provided by me in writing into the blanks on the form. {Name} \_\_\_\_\_, may not help me fill in the form and may not complete the form for me. If using a form approved by the Supreme Court of Florida, {name} \_\_\_\_\_, may ask me factual questions to fill in the blanks on the form and may also tell me how to file the form.

[☒ **one** only]

☐ I can read English.

☐ I cannot read English, but this disclosure was read to me [fill in **both** blanks] by

{name} \_\_\_\_\_ in {language} \_\_\_\_\_, which I understand.

Dated: \_\_\_\_\_

\_\_\_\_\_  
Signature of Party

\_\_\_\_\_  
Signature of **NONLAWYER**

Printed Name: \_\_\_\_\_

Name of Business: \_\_\_\_\_

Address: \_\_\_\_\_

\_\_\_\_\_  
Telephone Number: \_\_\_\_\_

# **INSTRUCTIONS FOR FLORIDA FAMILY LAW RULES OF PROCEDURE FORM 12.928, COVER SHEET FOR FAMILY COURT CASES (11/13)**

## **When should this form be used?**

The Cover Sheet for Family Court Cases and the information contained in it neither replace nor supplement the filing and service of pleadings or other documents as required by law. This form shall be filed by the petitioner/party opening or reopening a case for the use of the clerk of the circuit court for the purpose of reporting judicial workload data pursuant to Florida Statutes section 25.075.

This form should be typed or printed in black ink. The petitioner must file this cover sheet with the first pleading or motion filed to open or reopen a case in all domestic and juvenile cases.

## **What should I do next?**

Follow these instructions for completing the form:

- I. Case Style. Enter the name of the court, the appropriate case number assigned at the time of filing of the original petition, the name of the judge assigned (if applicable), and the name (last, first, middle initial) of the petitioner(s) and respondent(s).
- II. Type of Action /Proceeding. Place a check beside the proceeding you are initiating. If you are simultaneously filing more than one type of proceeding against the same opposing party, such as a modification and an enforcement proceeding, complete a separate cover sheet for each action being filed.
  - (A) Initial Action/Petition
  - (B) Reopening Case. If you check "Reopening Case," indicate whether you are filing a modification or supplemental petition or an action for enforcement by placing a check beside the appropriate action/petition.
    1. Modification/Supplemental Petition
    2. Motion for Civil Contempt/ Enforcement
    3. Other – All reopening actions not involving modification/supplemental petitions or petition enforcement.
- III. Type of Case. Place a check beside the appropriate case. If the case fits more than one category, select the most definitive. Definitions of the categories are provided below.
  - (A) Simplified Dissolution of Marriage- petitions for the termination of marriage pursuant to Florida Family Law Rule of Procedure 12.105.
  - (B) Dissolution of Marriage - petitions for the termination of marriage pursuant to Chapter 61, Florida Statutes, other than simplified dissolution.
  - (C) Domestic Violence - all matters relating to injunctions for protection against domestic violence pursuant to section 741.30, Florida Statutes.

- (D) Dating Violence - all matters relating to injunctions for protection against dating violence pursuant to section 784.046, Florida Statutes.
- (E) Repeat Violence - all matters relating to injunctions for protection against repeat violence pursuant to section 784.046, Florida Statutes.
- (F) Sexual Violence - all matters relating to injunctions for protection against sexual violence pursuant to section 784.046, Florida Statutes.
- (G) Stalking-all matters relating to injunctions for protection against stalking pursuant to section 784.0485, Florida Statutes
- (H) Support - IV-D - all matters relating to child or spousal support in which an application for assistance has been filed with the Department of Revenue, Child Support Enforcement under Title IV-D, Social Security Act, except for such matters relating to dissolution of marriage petitions (sections 409.2564, 409.2571, and 409.2597, Florida Statutes), paternity, or UIFSA.
- (I) Support-Non IV-D - all matters relating to child or spousal support in which an application for assistance has **not** been filed under Title IV-D, Social Security Act.
- (J) UIFSA- IV-D - all matters relating to Chapter 88, Florida Statutes, in which an application for assistance has been filed under Title IV-D, Social Security Act.
- (K) UIFSA - Non IV-D - all matters relating to Chapter 88, Florida Statutes, in which an application for assistance has **not** been filed under Title IV-D, Social Security Act.
- (L) Other Family Court - all matters involving time-sharing and/or parenting plans relating to minor child(ren), support unconnected with dissolution of marriage, annulment, delayed birth certificates pursuant to Florida Statutes section 382.0195, expedited affirmation of parental status pursuant to Florida Statutes section 742.16, termination of parental rights proceedings pursuant to Florida Statutes section 63.087, declaratory judgment actions related to premarital, marital, post-marital agreements, or other matters not included in the categories above.
- (M) Adoption Arising Out Of Chapter 63 - all matters relating to adoption pursuant to Chapter 63, Florida Statutes, excluding any matters arising out of Chapter 39, Florida Statutes.
- (N) Name Change - all matters relating to name change, pursuant to section 68.07, Florida Statutes.
- (O) Paternity/Disestablishment of Paternity – all matters relating to paternity pursuant to Chapter 742, Florida Statutes.
- (P) Juvenile Delinquency - all matters relating to juvenile delinquency pursuant to Chapter 985, Florida Statutes.
- (Q) Petition for Dependency - all matters relating to petitions for dependency.
- (R) Shelter Petition – all matters relating to shelter petitions pursuant to Chapter 39, Florida Statutes.
- (S) Termination of Parental Rights Arising Out Of Chapter 39 – all matters relating to termination of parental rights pursuant to Chapter 39, Florida Statutes.
- (T) Adoption Arising Out Of Chapter 39 – all matters relating to adoption pursuant to Chapter 39, Florida Statutes.
- (U) CINS/FINS – all matters relating to children in need of services (and families in need of services) pursuant to Chapter 984, Florida Statutes.

**ATTORNEY OR PARTY SIGNATURE.** Sign the Cover Sheet for Family Court Cases. Print legibly the name of the person signing the Cover Sheet for Family Court Cases. Attorneys must include a Florida Bar number. Insert the date the Cover Sheet for Family Court Cases is signed. Signature is a certification that filer has provided accurate information on the Cover Sheet for Family Court Cases.

**Nonlawyer** Remember, a person who is NOT an attorney is called a nonlawyer. If a nonlawyer helps you fill out these forms, that person must give you a copy of **Disclosure from Nonlawyer**, Florida Family Law Rules of Procedure Form 12.900(a), before he or she helps you. A nonlawyer helping you fill out these forms also **must** put his or her name, address, and telephone number on the bottom of the last page of every form he or she helps you complete.

### **Where can I look for more information?**

**Before proceeding, you should read “General Information for Self-Represented Litigants” found at the beginning of these forms.** For further information, see Rule 12.100, Florida Family Law Rules of Procedure.

## COVER SHEET FOR FAMILY COURT CASES

### I. Case Style

IN THE CIRCUIT COURT OF THE \_\_\_\_\_ JUDICIAL CIRCUIT,  
IN AND FOR \_\_\_\_\_ COUNTY, FLORIDA

Case No.: \_\_\_\_\_

Judge: \_\_\_\_\_

\_\_\_\_\_  
Petitioner

and

\_\_\_\_\_  
Respondent

### II. Type of Action/Proceeding. Place a check beside the proceeding you are initiating. If you are simultaneously filing more than one type of proceeding against the same opposing party, such as a modification and an enforcement proceeding, complete a separate cover sheet for each action being filed. **If you are reopening a case, choose one of the three options below it.**

- (A) \_\_\_\_ Initial Action/Petition
- (B) \_\_\_\_ Reopening Case
  - 1. \_\_\_\_ Modification/Supplemental Petition
  - 2. \_\_\_\_ Motion for Civil Contempt/Enforcement
  - 3. \_\_\_\_ Other

### III. Type of Case. If the case fits more than one type of case, select the most definitive.

- (A) \_\_\_\_ Simplified Dissolution of Marriage
- (B) \_\_\_\_ Dissolution of Marriage
- (C) \_\_\_\_ Domestic Violence
- (D) \_\_\_\_ Dating Violence
- (E) \_\_\_\_ Repeat Violence
- (F) \_\_\_\_ Sexual Violence
- (G) \_\_\_\_ Stalking
- (H) \_\_\_\_ Support IV-D (Department of Revenue, Child Support Enforcement)
- (I) \_\_\_\_ Support Non-IV-D (**not** Department of Revenue, Child Support Enforcement)
- (J) \_\_\_\_ UIFSA IV-D (Department of Revenue, Child Support Enforcement)
- (K) \_\_\_\_ UIFSA Non-IV-D (**not** Department of Revenue, Child Support Enforcement)
- (L) \_\_\_\_ Other Family Court
- (M) \_\_\_\_ Adoption Arising Out Of Chapter 63
- (N) \_\_\_\_ Name Change

- (O) \_\_\_\_ Paternity/Disestablishment of Paternity  
 (P) \_\_\_\_ Juvenile Delinquency  
 (Q) \_\_\_\_ Petition for Dependency  
 (R) \_\_\_\_ Shelter Petition  
 (S) \_\_\_\_ Termination of Parental Rights Arising Out Of Chapter 39  
 (T) \_\_\_\_ Adoption Arising Out Of Chapter 39  
 (U) \_\_\_\_ CINS/FINS

**IV.** Rule of Judicial Administration 2.545(d) requires that a Notice of Related Cases Form, Family Law Form 12.900(h), be filed with the initial pleading/petition by the filing attorney or self-represented litigant in order to notify the court of related cases. Is Form 12.900(h) being filed with this Cover Sheet for Family Court Cases and initial pleading/petition?

\_\_\_\_ No, to the best of my knowledge, no related cases exist.

\_\_\_\_ Yes, all related cases are listed on Family Law Form 12.900(h).

**ATTORNEY OR PARTY SIGNATURE**

I CERTIFY that the information I have provided in this cover sheet is accurate to the best of my knowledge and belief.

Signature \_\_\_\_\_ FL Bar No.: \_\_\_\_\_  
 Attorney or party (Bar number, if attorney)

\_\_\_\_\_  
 (Type or print name) (E-mail Address(es))

\_\_\_\_\_  
 Date

**IF A NONLAWYER HELPED YOU FILL OUT THIS FORM, HE/SHE MUST FILL IN THE BLANKS**

**BELOW:** [fill in **all** blanks]

This form was prepared for the: {choose only **one**} ( ) Petitioner ( ) Respondent

This form was completed with the assistance of:

{name of individual} \_\_\_\_\_,  
 {name of business} \_\_\_\_\_,  
 {address} \_\_\_\_\_,  
 {city} \_\_\_\_\_, {state} \_\_\_\_\_, {telephone number} \_\_\_\_\_.

## INSTRUCTIONS FOR THIRTEENTH JUDICIAL CIRCUIT FORM FOR PETITION FOR SUPERSEDING CHILD SUPPORT ORDER

### When should this form be used?

This form should be used by a parent who has been ordered to pay child support in a DEPARTMENT OF REVENUE ADMINISTRATIVE PROCEEDING and who wants to establish a circuit court case for child support. This form should be typed or printed in black ink. After completing this form, you should both sign the form before a **notary public or deputy clerk**. You should **file** the original with the **clerk of the circuit court** in the county where you live and keep a copy for your records.

### Where can I look for more information?

**Before proceeding, you should read “General Information for Pro Se Litigants” found at the beginning of the Florida Family Law forms.** The words that are in “**bold underline**” in these instructions are defined there. For further information, see chapter 742, Florida Statutes.

With this petition, you must file the following and provide a copy to the other party:

- **Notice of Social Security Number**, Florida Supreme Court Approved Family Law Form 12.902(j).
- **Family Law Financial Affidavit**, Florida Family Law Rules of Procedure Form 12.902(b) or (c).
- **Certificate of Compliance with Mandatory Disclosure**, Florida Family Law Rules of Procedure Form 12.932. (This must be filed within 45 days, if not filed with the petition, unless you and the other party have agreed not to exchange these documents.)
- **Child Support Guidelines Worksheet**, Florida Family Law Rules of Procedure Form 12.902(e). (If you do not know the other party’s income, you may file this worksheet after his or her financial affidavit has been filed.)

**Child Support.** The court may order one parent to pay **child support** to assist the other parent in meeting the child(ren)’s material needs. **Both parents are required to provide financial support**, but one parent may be ordered to pay a portion of his or her support for the child(ren) to the other parent. Florida has adopted guidelines for determining the amount of child support to be paid. These guidelines are based on the combined income of **both** parents and take into account the financial contributions of both parents. You should file a **financial affidavit**, and the other parent will be required to do the same. From your financial affidavits, you should be able to calculate the amount of child support that should be paid. Because the child support guidelines take several factors into consideration, change over time, and vary from state to state, your child support obligation may be more or less than that of other people in seemingly similar situations.

Remember, a person who is NOT an attorney is called a nonlawyer. If a nonlawyer helps you fill out these forms, that person must give you a copy of a **Disclosure from Nonlawyer**, Florida Family Law Rules of Procedure Form 12.900 (a), before he or she helps you. A nonlawyer helping you fill out these forms also **must** put his or her name, address, and telephone number on the bottom of the last page of every form he or she helps you complete.



**IN THE CIRCUIT COURT OF THE THIRTEENTH JUDICIAL CIRCUIT  
IN AND FOR HILLSBOROUGH COUNTY, FLORIDA**

\_\_\_\_\_,  
Petitioner,  
  
and  
  
\_\_\_\_\_,  
Respondent.

Case No. \_\_\_\_\_

Division: \_\_\_\_\_

**PETITION FOR SUPERSEDING CHILD SUPPORT ORDER**

Petitioner, *{full legal name}* \_\_\_\_\_, being sworn, certify that the following information is true:

This is an action to establish a superseding child support order.

**SECTION I.**

1. The Petitioner is the ( ) mother ( ) father of the following minor child(ren):

	<b>Name</b>	<b>City/State of Birth</b>	<b>Birth Date</b>	<b>Sex</b>
(1)	_____	_____	_____	_____
(2)	_____	_____	_____	_____
(3)	_____	_____	_____	_____
(4)	_____	_____	_____	_____
(5)	_____	_____	_____	_____
(6)	_____	_____	_____	_____

2. Petitioner currently lives at: *{street address, city, state}* \_\_\_\_\_  
\_\_\_\_\_.

3. Respondent currently lives at: *{street address, city, state}* \_\_\_\_\_  
\_\_\_\_\_.

4. ( ) Petitioner ( ) Respondent has been ordered to pay child support in a DEPARTMENT OF REVENUE ADMINISTRATIVE PROCEEDING for the above named child(ren) in *{county}* \_\_\_\_\_, *{state}* \_\_\_\_\_, *{case number}* \_\_\_\_\_. **A copy of the administrative child support order is attached.**

5. Both parties are over the age of 18, and neither is, nor has been within a 30-day period immediately prior to this date, a person in the military service of the United States as defined by the Amended Sailors' and Soldiers' Civil Relief Act of 1940.

6. Neither Petitioner nor Respondent is mentally incapacitated.

7. A completed **Notice of Social Security Number**, Florida Supreme Court Approved Family Law Form 12.902(j), is filed with this petition.

8. A completed **Family Law Financial Affidavit**, Florida Family Law Rules of Procedure Form 12.902(b) or (c), is, or will be, filed.

## SECTION II. CHILD SUPPORT

[check **all** that apply]

1. \_\_\_\_ Petitioner requests that the Court award child support as determined by Florida's child support guidelines, section 61.30, Florida Statutes. A completed **Child Support Guidelines Worksheet**, Florida Family Law Rules of Procedure Form 12.902(e), is, or will be, filed. Such support should be ordered retroactive to:

[check **one** only]

a. \_\_\_\_ the date of the filing of this petition.

b. \_\_\_\_ other: {date} \_\_\_\_\_. {Explain} \_\_\_\_\_

2. \_\_\_\_ Petitioner requests that the Court award a child support amount that is more than or less than Florida's child support guidelines. Petitioner understands that a **Motion to Deviate from Child Support Guidelines**, Florida Supreme Court Approved Family Law Form 12.943, **must** be completed before the Court will consider this request.

3. \_\_\_\_ Petitioner requests that medical/dental insurance coverage for the minor child(ren) be provided by:

[check **one** only]

a. \_\_\_\_ Father.

b. \_\_\_\_ Mother.

4. \_\_\_\_ Petitioner requests that uninsured medical/dental expenses for the child(ren) be paid by:

[check **one** only]

a. \_\_\_\_ Father.

b. \_\_\_\_ Mother.

c. \_\_\_\_ Father and Mother each pay one-half.

d. \_\_\_\_ Father and Mother each pay according to the percentages in the **Child Support Guidelines Worksheet**, Florida Family Law Rules of Procedure Form 12.902(e).

e. \_\_\_\_ Other {explain}:

\_\_\_\_\_

5. \_\_\_\_ Petitioner requests that life insurance to secure child support be provided by:

[check **one** only]

a. \_\_\_\_ Father.

b. \_\_\_\_ Mother.

c. \_\_\_\_ Both

6. \_\_\_\_ [ ] Petitioner [ ] Respondent [ ] Both has (have) received past public assistance for this (these) minor child(ren).

## PETITIONER'S REQUEST

1. Petitioner requests a hearing on this petition and understands that he or she must attend the hearing.

2. Petitioner requests that the Court enter an order that:

[check **all** that apply]

a. \_\_\_\_ awards child support, including medical/dental insurance coverage for the minor child(ren);

b. \_\_\_\_ determines the appropriate allocation or apportionment of all other past, present, and future medical and dental expenses incurred or to be incurred on behalf of the minor child(ren);

c. \_\_\_\_ other relief as follows: \_\_\_\_\_

\_\_\_\_\_; and  
grants such other relief as may be appropriate and in the best interests of the minor child(ren).

**I understand that I am swearing or affirming under oath to the truthfulness of the claims made in this petition and that the punishment for knowingly making a false statement includes fines and/or imprisonment.**

Dated: \_\_\_\_\_

\_\_\_\_\_  
Signature of Petitioner

\_\_\_\_\_  
Printed Name:

\_\_\_\_\_  
Address:

\_\_\_\_\_  
City, State, Zip

\_\_\_\_\_  
Telephone Number

\_\_\_\_\_  
Fax Number

STATE OF FLORIDA

COUNTY OF HILLSBOROUGH

Sworn to (or affirmed) and subscribed before me, by means of ☐ physical presence or ☐ online notarization, this \_\_\_\_ day of \_\_\_\_\_, \_\_\_\_\_ (year), by \_\_\_\_\_

\_\_\_\_\_.

\_\_\_\_\_  
NOTARY PUBLIC or DEPUTY CLERK

\_\_\_\_\_  
[Print, type, or stamp commissioned name of notary or deputy clerk.]

\_\_\_\_\_  
Personally known

\_\_\_\_\_  
Produced identification / Type of identification produced: \_\_\_\_\_

**IF A NONLAWYER HELPED YOU FILL OUT THIS FORM, HE/SHE MUST FILL IN THE BLANKS BELOW:** [fill in **all** blanks]

I, {full legal name and trade name of nonlawyer} \_\_\_\_\_

\_\_\_\_\_, a nonlawyer, located at {street} \_\_\_\_\_

\_\_\_\_\_, {city} \_\_\_\_\_, {state} \_\_\_\_\_, {phone} \_\_\_\_\_

helped {name} \_\_\_\_\_, who is the petitioner, fill out this form.

**INSTRUCTIONS FOR FLORIDA FAMILY LAW RULES OF PROCEDURE  
FORM 12.902(b)  
FAMILY LAW FINANCIAL AFFIDAVIT (SHORT FORM)  
(11/20)**

**When should this form be used?**

This form should be used when you are involved in a family law case which requires a financial affidavit and your individual gross income is **UNDER \$50,000 per year** unless:

- (1) You are filing a simplified dissolution of marriage under rule 12.105 and both parties have waived the filing of a financial affidavit;
- (2) You have no minor children, no support issues, and have filed a written settlement agreement disposing of all financial issues; or
- (3) The court lacks jurisdiction to determine any financial issues.

This form should be typed or printed in black ink. You should file this document with the clerk of the circuit court in the county where the petition was filed and keep a copy for your records.

**What should I do next?**

A copy of this form must be filed with the court and served on the other party or his or her attorney in your case within 45 days of being served with the petition, if it is not served on him or her with your initial papers. The copy you are serving to the other party must be either mailed, e-mailed, or hand-delivered to the opposing party or his or her attorney on the same day indicated on the certificate of service. If it is mailed, it must be postmarked on the date indicated in the certificate of service. **Service** must be in accordance with Florida Rule of Judicial Administration 2.516.

**IMPORTANT INFORMATION REGARDING E-FILING**

The Florida Rules of Judicial Administration now require that all petitions, pleadings, and documents be filed electronically except in certain circumstances. **Self-represented litigants may file petitions or other pleadings or documents electronically; however, they are not required to do so.** If you choose to file your pleadings or other documents electronically, you must do so in accordance with Florida Rule of Judicial Administration 2.525, and you must follow the procedures of the judicial circuit in which you file. The rules and procedures should be carefully read and followed.

**IMPORTANT INFORMATION REGARDING E-SERVICE ELECTION**

After the initial service of process of the petition or supplemental petition by the Sheriff or certified process server, the Florida Rules of Judicial Administration now require that all documents required or permitted to be served on the other party must be served by electronic mail (e-mail) except in certain circumstances. **You must strictly comply with the format requirements set forth in the Florida Rules of Judicial Administration.** If you elect to participate in electronic service, which means serving or receiving

pleadings by electronic mail (e-mail), or through the Florida Courts E-Filing Portal, you must review Florida Rule of Judicial Administration 2.516. You may find this rule at [www.flcourts.org](http://www.flcourts.org) through the link to the Rules of Judicial Administration provided under either Family Law Forms: Getting Started, or Rules of Court in the A-Z Topical Index.

**SELF-REPRESENTED LITIGANTS MAY SERVE DOCUMENTS BY E-MAIL; HOWEVER, THEY ARE NOT REQUIRED TO DO SO.** If a self-represented litigant elects to serve and receive documents by email, the procedures must always be followed once the initial election is made.

To serve and receive documents by e-mail, you must designate your e-mail addresses by using the Designation of Current Mailing and E-mail Address, Florida Supreme Court Approved Family Law Form 12.915, and you must provide your e-mail address on each form on which your signature appears. Please **CAREFULLY** read the rules and instructions for: **Certificate of Service (General), Florida Supreme Court Approved Family Law Form 12.914; Designation of Current Mailing and E-mail Address, Florida Supreme Court Approved Family Law Form 12.915;** and Florida Rule of Judicial Administration 2.516.

### Where can I look for more information?

Before proceeding, you should read “General Information for Self-Represented Litigants” found at the beginning of these forms. The words that are in “**bold underline**” in these instructions are defined there. For further information, see Florida Family Law Rule of Procedure 12.285.

### Special notes...

If you want to keep your address confidential because you have been found by a judge to be the victim of sexual battery, aggravated child abuse, aggravated stalking, harassment, aggravated battery, or domestic violence, do not enter the address, telephone, and fax information at the bottom of this form. Instead, file **Request for Confidential Filing of Address**, Florida Supreme Court Approved Family Law Form 12.980(h).

The affidavit must be completed using **monthly** income and expense amounts. If you are paid or your bills are due on a schedule which is not monthly, you must convert those amounts. Hints are provided below for making these conversions.

**Hourly** - If you are paid by the hour, you may convert your income to monthly as follows:

Hourly amount	x	Hours worked per week	=	Weekly amount
Weekly amount	x	52 Weeks per year	=	Yearly amount
Yearly amount	÷	12 Months per year	=	<b>Monthly Amount</b>

**Daily** - If you are paid by the day, you may convert your income to monthly as follows:

Daily amount	x	Days worked per week	=	Weekly amount
Weekly amount	x	52 Weeks per year	=	Yearly amount
Yearly amount	÷	12 Months per year	=	<b>Monthly Amount</b>

**Weekly** - If you are paid by the week, you may convert your income to monthly as follows:

Weekly amount	x	52 Weeks per year	=	Yearly amount
Yearly amount	÷	12 Months per year	=	<b>Monthly Amount</b>

**Bi-weekly** - If you are paid every two weeks, you may convert your income to monthly as follows:

Bi-weekly amount      x                      26                      =      Yearly amount  
Yearly amount              ÷              12 Months per year              =      **Monthly Amount**

**Semi-monthly** - If you are paid twice per month, you may convert your income to monthly as follows:

Semi-monthly amount   x                      2                      =      **Monthly Amount**

Expenses may be converted in the same manner.

Remember, a person who is NOT an attorney is called a nonlawyer. If a nonlawyer helps you fill out these forms, that person must give you a copy of a **Disclosure from Nonlawyer**, Florida Family Law Rules of Procedure Form 12.900(a), before he or she helps you. A nonlawyer helping you fill out these forms also **must** put his or her name, address, and telephone number on the bottom of the last page of every form he or she helps you complete.

IN THE CIRCUIT COURT OF THE \_\_\_\_\_ JUDICIAL CIRCUIT,  
IN AND FOR \_\_\_\_\_ COUNTY, FLORIDA

Case No.: \_\_\_\_\_

Division: \_\_\_\_\_

\_\_\_\_\_,  
Petitioner,

and

\_\_\_\_\_,  
Respondent.

## **FAMILY LAW FINANCIAL AFFIDAVIT (SHORT FORM)**

(Under \$50,000 Individual Gross Annual Income)

I, {full legal name} \_\_\_\_\_, being sworn, certify that the following information is true:

My Occupation: \_\_\_\_\_ Employed by: \_\_\_\_\_

Business Address: \_\_\_\_\_

Pay rate: \$ \_\_\_\_\_ ( ) every week ( ) every other week ( ) twice a month ( ) monthly  
( ) other: \_\_\_\_\_

\_\_\_ Check here if unemployed and explain on a separate sheet your efforts to find employment.

### **SECTION I. PRESENT MONTHLY GROSS INCOME:**

**All amounts must be MONTHLY.** See the instructions with this form to figure out money amounts for anything that is NOT paid monthly. Attach more paper, if needed. Items included under "other" should be listed separately with separate dollar amounts.

1. \$ \_\_\_\_\_ Monthly gross salary or wages
2. \_\_\_\_\_ Monthly bonuses, commissions, allowances, overtime, tips, and similar payments
3. \_\_\_\_\_ Monthly business income from sources such as self-employment, partnerships, close corporations, and/or independent contracts (gross receipts minus ordinary and necessary expenses required to produce income) (Attach sheet itemizing such income and expenses.)
4. \_\_\_\_\_ Monthly disability benefits/SSI
5. \_\_\_\_\_ Monthly Workers' Compensation
6. \_\_\_\_\_ Monthly Unemployment Compensation
7. \_\_\_\_\_ Monthly pension, retirement, or annuity payments
8. \_\_\_\_\_ Monthly Social Security benefits
9. \_\_\_\_\_ Monthly alimony actually received (Add 9a and 9b)
  - 9a. From this case: \$ \_\_\_\_\_
  - 9b. From other case(s): \$ \_\_\_\_\_
10. \_\_\_\_\_ Monthly interest and dividends
11. \_\_\_\_\_ Monthly rental income (gross receipts minus ordinary and necessary expenses)

required to produce income) (Attach sheet itemizing such income and expense items.)

12. \_\_\_\_\_ Monthly income from royalties, trusts, or estates
13. \_\_\_\_\_ Monthly reimbursed expenses and in-kind payments to the extent that they reduce personal living expenses
14. \_\_\_\_\_ Monthly gains derived from dealing in property (not including nonrecurring gains)
15. \_\_\_\_\_ Any other income of a recurring nature (list source) \_\_\_\_\_
16. \_\_\_\_\_
17. \$ \_\_\_\_\_ **TOTAL PRESENT MONTHLY GROSS INCOME** (Add lines 1–16)

**PRESENT MONTHLY DEDUCTIONS:**

18. \$ \_\_\_\_\_ Monthly federal, state, and local income tax (corrected for filing status and allowable dependents and income tax liabilities)
- a. Filing Status \_\_\_\_\_
- b. Number of dependents claimed \_\_\_\_\_
19. \_\_\_\_\_ Monthly FICA or self-employment taxes
20. \_\_\_\_\_ Monthly Medicare payments
21. \_\_\_\_\_ Monthly mandatory union dues
22. \_\_\_\_\_ Monthly mandatory retirement payments
23. \_\_\_\_\_ Monthly health insurance payments (including dental insurance), excluding portion paid for any minor children of this relationship
24. \_\_\_\_\_ Monthly court-ordered child support actually paid for children from another relationship
25. \_\_\_\_\_ Monthly court-ordered alimony actually paid (Add 25a and 25b)
- 25a. from this case: \$ \_\_\_\_\_
- 25b. from other case(s): \$ \_\_\_\_\_
26. \$ \_\_\_\_\_ **TOTAL DEDUCTIONS ALLOWABLE UNDER SECTION 61.30, FLORIDA STATUTES**  
(Add lines 18 through 25)
27. \$ \_\_\_\_\_ **PRESENT NET MONTHLY INCOME** (Subtract line 26 from line 17)



## SECTION II. AVERAGE MONTHLY EXPENSES

**Proposed/Estimated Expenses.** If this is a dissolution of marriage case **and** your expenses as listed below do not reflect what you actually pay currently, you should write "estimate" next to each amount that is estimated.

### A. HOUSEHOLD:

Mortgage or rent \$ \_\_\_\_\_  
Property taxes \$ \_\_\_\_\_  
Utilities \$ \_\_\_\_\_  
Telephone \$ \_\_\_\_\_  
Food \$ \_\_\_\_\_  
Meals outside home \$ \_\_\_\_\_  
Maintenance/Repairs \$ \_\_\_\_\_  
Other: \_\_\_\_\_ \$ \_\_\_\_\_

### B. AUTOMOBILE

Gasoline \$ \_\_\_\_\_  
Repairs \$ \_\_\_\_\_  
Insurance \$ \_\_\_\_\_

### C. CHILD(REN)'S EXPENSES

Day care \$ \_\_\_\_\_  
Lunch money \$ \_\_\_\_\_  
Clothing \$ \_\_\_\_\_  
Grooming \$ \_\_\_\_\_  
Gifts for holidays \$ \_\_\_\_\_  
Medical/Dental (uninsured) \$ \_\_\_\_\_  
Other: \_\_\_\_\_ \$ \_\_\_\_\_

### D. INSURANCE

Medical/Dental (if not listed on  
lines 23 or 45) \$ \_\_\_\_\_  
Child(ren)'s medical/dental \$ \_\_\_\_\_  
Life \$ \_\_\_\_\_  
Other: \_\_\_\_\_ \$ \_\_\_\_\_

### E. OTHER EXPENSES NOT LISTED ABOVE

Clothing \$ \_\_\_\_\_  
Medical/Dental (uninsured) \$ \_\_\_\_\_  
Grooming \$ \_\_\_\_\_  
Entertainment \$ \_\_\_\_\_  
Gifts \$ \_\_\_\_\_  
Religious organizations \$ \_\_\_\_\_  
Miscellaneous \$ \_\_\_\_\_  
Other: \_\_\_\_\_ \$ \_\_\_\_\_  
\_\_\_\_\_ \$ \_\_\_\_\_  
\_\_\_\_\_ \$ \_\_\_\_\_  
\_\_\_\_\_ \$ \_\_\_\_\_  
\_\_\_\_\_ \$ \_\_\_\_\_

### F. PAYMENTS TO CREDITORS

CREDITOR:	MONTHLY PAYMENT
_____	\$ _____
_____	\$ _____
_____	\$ _____
_____	\$ _____
_____	\$ _____
_____	\$ _____
_____	\$ _____
_____	\$ _____
_____	\$ _____
_____	\$ _____
_____	\$ _____

28. \$ \_\_\_\_\_ **TOTAL MONTHLY EXPENSES** (add **ALL** monthly amounts in A through F above)

#### SUMMARY

29. \$ \_\_\_\_\_ **TOTAL PRESENT MONTHLY NET INCOME** (from line 27 of SECTION I. INCOME)

30. \$ \_\_\_\_\_ **TOTAL MONTHLY EXPENSES** (from line 28 above)

31. \$ \_\_\_\_\_ **SURPLUS** (If line 29 is more than line 30, subtract line 30 from line 29. This is the amount of your surplus. Enter that amount here.)

32. (\$ \_\_\_\_\_) **(DEFICIT)** (If line 30 is more than line 29, subtract line 29 from line 30. This is the amount of your deficit. Enter that amount here.)

#### SECTION III. ASSETS AND LIABILITIES

Use the nonmarital column only if this is a petition for dissolution of marriage and you believe an item is “nonmarital,” meaning it belongs to only one of you and should not be divided. You should indicate to whom you believe the item(s) or debt belongs. (Typically, you will only use this column if property/debt was owned/owed by one spouse before the marriage. See the “General Information for Self-Represented Litigants” found at the beginning of these forms and section 61.075(1), Florida Statutes, for definitions of “marital” and “nonmarital” assets and liabilities.)

#### A. ASSETS:

DESCRIPTION OF ITEM(S). List a description of each separate item owned by you (and/or your spouse, if this is a petition for dissolution of marriage). LIST ONLY LAST 4 DIGITS OF ACCOUNT NUMBERS. Check the line next to any asset(s) which you are requesting the judge award to you.	Current Fair Market Value	Nonmarital (check correct column)	
		Petitioner	Respondent
Cash (on hand)	\$		
Cash (in banks or credit unions)			
Stocks, Bonds, Notes			
Real estate: (Home)			
(Other)			
Automobiles			
Other personal property			
Retirement plans (Profit Sharing, Pension, IRA, 401(k)s, etc.)			
Other			
Check here if additional pages are attached.			
<b>Total Assets</b> (add next column)	\$		

**B. LIABILITIES:**

DESCRIPTION OF ITEM(S). List a description of each separate debt owed by you (and/or your spouse, if this is a petition for dissolution of marriage). LIST ONLY LAST 4 DIGITS OF ACCOUNT NUMBERS. Check the line next to any debt(s) for which you believe you should be responsible.		Current Amount Owed	Nonmarital (check correct column)	
			Petitioner	Respondent
<input type="checkbox"/>	Mortgages on real estate: First mortgage on home	\$		
<input type="checkbox"/>	Second mortgage on home			
<input type="checkbox"/>	Other mortgages			
<input type="checkbox"/>				
<input type="checkbox"/>	Auto loans			
<input type="checkbox"/>				
<input type="checkbox"/>	Charge/credit card accounts			
<input type="checkbox"/>				
<input type="checkbox"/>				
<input type="checkbox"/>	Other			
<input type="checkbox"/>				
<input type="checkbox"/>				
<input type="checkbox"/>				
<input type="checkbox"/>	Check here if additional pages are attached.			
<b>Total Debts</b> (add next column)		\$		

**C. CONTINGENT ASSETS AND LIABILITIES:**

INSTRUCTIONS: If you have any **POSSIBLE assets** (income potential, accrued vacation or sick leave, bonus, inheritance, etc.) or **POSSIBLE liabilities** (possible lawsuits, future unpaid taxes, contingent tax liabilities, debts assumed by another), you must list them here.

Contingent Assets		Possible Value	Nonmarital (check correct column)	
Check the line next to any contingent asset(s) which you are requesting the judge award to you.			Petitioner	Respondent
<input type="checkbox"/>		\$		
<input type="checkbox"/>				
<b>Total Contingent Assets</b>		\$		

Contingent Liabilities		Possible Amount Owed	Nonmarital (check correct column)	
Check the line next to any contingent debt(s) for which you believe you should be responsible.			Petitioner	Respondent
<input type="checkbox"/>		\$		
<input type="checkbox"/>				
<b>Total Contingent Liabilities</b>		\$		

#### SECTION IV. CHILD SUPPORT GUIDELINES WORKSHEET

(Florida Family Law Rules of Procedure Form 12.902(e), Child Support Guidelines Worksheet, MUST be filed with the court at or prior to a hearing to establish or modify child support. This requirement cannot be waived by the parties.)

[Check **one** only]

\_\_\_\_\_ **A Child Support Guidelines Worksheet IS or WILL BE filed in this case.** This case involves the establishment or modification of child support.

\_\_\_\_\_ **A Child Support Guidelines Worksheet IS NOT being filed in this case.** The establishment or modification of child support is not an issue in this case.

I certify that a copy of this document was [**check all used**]: ( ) e-mailed ( ) mailed ( ) faxed ( ) hand delivered to the person(s) listed below on {date} \_\_\_\_\_.

#### Other party or his/her attorney:

Name: \_\_\_\_\_  
Address: \_\_\_\_\_  
City, State, Zip: \_\_\_\_\_  
Telephone Number: \_\_\_\_\_  
Fax Number: \_\_\_\_\_  
E-mail Address(es): \_\_\_\_\_

**Under penalties of perjury, I declare that I have read this document and the facts stated in it are true.**

Dated: \_\_\_\_\_

\_\_\_\_\_  
Signature of Party  
Printed Name: \_\_\_\_\_  
Address: \_\_\_\_\_  
City, State, Zip: \_\_\_\_\_  
Telephone Number: \_\_\_\_\_  
Fax Number: \_\_\_\_\_  
E-mail Address(es): \_\_\_\_\_

#### IF A NONLAWYER HELPED YOU FILL OUT THIS FORM, HE/SHE MUST FILL IN THE BLANKS BELOW:

[fill in **all** blanks] This form was prepared for the: {choose only **one**} ( ) Petitioner ( ) Respondent

This form was completed with the assistance of:

{name of individual} \_\_\_\_\_,

{name of business} \_\_\_\_\_,

{address} \_\_\_\_\_,

{city} \_\_\_\_\_, {state} \_\_\_\_\_, {zip code} \_\_\_\_\_, {telephone number} \_\_\_\_\_.

**INSTRUCTIONS FOR FLORIDA FAMILY LAW RULE OF PROCEDURE  
FORM 12.902(c)  
FAMILY LAW FINANCIAL AFFIDAVIT (LONG FORM)  
(11/20)**

**When should this form be used?**

This form should be used when you are involved in a family law case which requires a **financial affidavit** and your individual gross income is **\$50,000 OR MORE per year** unless:

- (1) You are filing a simplified dissolution of marriage under rule 12.105 and both parties have waived the filing of financial affidavits;
- (2) you have no minor children, no support issues, and have filed a written settlement agreement disposing of all financial issues; or
- (3) the court lacks jurisdiction to determine any financial issues.

This form should be typed or printed in black ink. After completing this form, you should sign the form. You should then **file** this document with the **clerk of the circuit court** in the county where the **petition** was filed and keep a copy for your records.

**What should I do next?**

A copy of this form must be served on the other **party** in your case within 45 days of being served with the petition, if it is not served on him or her with your initial papers. **Service** must be in accordance with Florida Rule of Judicial Administration 2.516.

A copy of this form must be filed with the court and served on the other party or his or her attorney. The copy you are serving to the other party must be either mailed, e-mailed, or hand-delivered to the opposing party or his or her attorney on the same day indicated on the certificate of service. If it is mailed, it must be postmarked on the date indicated in the certificate of service.

**Where can I look for more information?**

**Before proceeding, you should read “General Information for Self-Represented Litigants” found at the beginning of these forms.** The words that are in **“bold underline”** in these instructions are defined there. For further information, see Florida Family Law Rule of Procedure 12.285.

**IMPORTANT INFORMATION REGARDING E-FILING**

The Florida Rules of Judicial Administration now require that all petitions, pleadings, and documents be filed electronically except in certain circumstances. **Self-represented litigants may file petitions or other pleadings or documents electronically; however, they are not required to do so.** If you choose to file your pleadings or other documents electronically, you must do so in accordance with Florida Rule of Judicial Administration 2.525, and you must follow the procedures of the judicial circuit in which you file. The rules and procedures should be carefully read and followed.

## IMPORTANT INFORMATION REGARDING E-SERVICE ELECTION

After the initial service of process of the petition or supplemental petition by the Sheriff or certified process server, the Florida Rules of Judicial Administration now require that all documents required or permitted to be served on the other party must be served by electronic mail (e-mail) except in certain circumstances. **You must strictly comply with the format requirements set forth in the Florida Rules of Judicial Administration.** If you elect to participate in electronic service, which means serving or receiving pleadings by electronic mail (e-mail), or through the Florida Courts E-Filing Portal, you must review Florida Rule of Judicial Administration 2.516. You may find this rule at [www.flcourts.org](http://www.flcourts.org) through the link to the Rules of Judicial Administration provided under either Family Law Forms: Getting Started, or Rules of Court in the A-Z Topical Index.

**SELF-REPRESENTED LITIGANTS MAY SERVE DOCUMENTS BY E-MAIL; HOWEVER, THEY ARE NOT REQUIRED TO DO SO.** If a self-represented litigant elects to serve and receive documents by email, the procedures must always be followed once the initial election is made.

To serve and receive documents by e-mail, you must designate your e-mail addresses by using the Designation of Current Mailing and E-mail Address, Florida Supreme Court Approved Family Law Form 12.915, and you must provide your e-mail address on each form on which your signature appears. Please **CAREFULLY** read the rules and instructions for: **Certificate of Service (General), Florida Supreme Court Approved Family Law Form 12.914; Designation of Current Mailing and E-mail Address, Florida Supreme Court Approved Family Law Form 12.915; and Florida Rule of Judicial Administration 2.516.**

### Special notes...

If you want to keep your address confidential because you have been found by a judge to be the victim of sexual battery, aggravated child abuse, aggravated stalking, harassment, aggravated battery, or domestic violence do not enter the address, telephone, and fax information at the bottom of this form. Instead, file **Request for Confidential Filing of Address, Florida Supreme Court Approved Family Law Form 12.980(h).**

The affidavit must be completed using **monthly** income and expense amounts. If you are paid or your bills are due on a schedule which is not monthly, you must convert those amounts. Hints are provided below for making these conversions.

**Hourly** - If you are paid by the hour, you may convert your income to monthly as follows:

Hourly amount	x	Hours worked per week	=	Weekly amount
Weekly amount	x	52 Weeks per year	=	Yearly amount
Yearly amount	÷	12 Months per year	=	<b>Monthly Amount</b>

**Daily** - If you are paid by the day, you may convert your income to monthly as follows:

Daily amount	x	Days worked per week	=	Weekly amount
Weekly amount	x	52 Weeks per year	=	Yearly amount
Yearly amount	÷	12 Months per year	=	<b>Monthly Amount</b>

**Weekly** - If you are paid by the week, you may convert your income to monthly as follows:

Weekly amount	x	52 Weeks per year	=	Yearly amount
Yearly amount	÷	12 Months per year	=	<b>Monthly Amount</b>

**Bi-weekly** - If you are paid every two weeks, you may convert your income to monthly as follows:

Bi-weekly amount	x	26	=	Yearly amount
Yearly amount	÷	12 Months per year	=	<b>Monthly Amount</b>

**Semi-monthly** - If you are paid twice per month, you may convert your income to monthly as follows:

Semi-monthly amount	x	2	=	<b>Monthly Amount</b>
---------------------	---	---	---	-----------------------

Expenses may be converted in the same manner.

Remember, a person who is NOT an attorney is called a nonlawyer. If a nonlawyer helps you fill out these forms, that person must give you a copy of a **Disclosure from Nonlawyer**, Florida Family Law Rules of Procedure Form 12.900(a), before he or she helps you. A nonlawyer helping you fill out these forms also **must** put his or her name, address, and telephone number on the bottom of the last page of every form he or she helps you complete.

IN THE CIRCUIT COURT OF THE \_\_\_\_\_ JUDICIAL CIRCUIT,  
IN AND FOR \_\_\_\_\_ COUNTY, FLORIDA

Case No.: \_\_\_\_\_  
Division: \_\_\_\_\_

\_\_\_\_\_  
Petitioner,

and

\_\_\_\_\_  
Respondent.

## **FAMILY LAW FINANCIAL AFFIDAVIT (LONG FORM)**

(\$50,000 or more Individual Gross Annual Income)

I, {full legal name} \_\_\_\_\_, being sworn, certify  
that the following information is true:

### **SECTION I. INCOME**

1. My age is: \_\_\_\_\_
2. My occupation is: \_\_\_\_\_
3. I am currently

*[Check **all** that apply]*

- a. ☐ Unemployed

Describe your efforts to find employment, how soon you expect to be employed, and the pay you expect to receive: \_\_\_\_\_

- b. ☐ Employed by: \_\_\_\_\_

Address: \_\_\_\_\_

City, State, Zip code: \_\_\_\_\_ Telephone Number: \_\_\_\_\_

Pay rate: \$ \_\_\_\_\_ ( ) every week ( ) every other week ( ) twice a month  
( ) monthly ( ) other: \_\_\_\_\_

If you are expecting to become unemployed or change jobs soon, describe the change you expect and why and how it will affect your income: \_\_\_\_\_

\_\_\_\_\_.

☐ Check here if you currently have more than one job. List the information above for the second job(s) on a separate sheet and attach it to this affidavit.



- c. \_\_\_\_\_ Retired. Date of retirement: \_\_\_\_\_  
Employer from whom retired: \_\_\_\_\_  
Address: \_\_\_\_\_  
City, State, Zip code: \_\_\_\_\_ Telephone Number: \_\_\_\_\_

**LAST YEAR'S GROSS INCOME:**

YEAR \_\_\_\_\_

Your Income

\$ \_\_\_\_\_

Other Party's Income (*if known*)

\$ \_\_\_\_\_

**PRESENT MONTHLY GROSS INCOME:**

**All amounts must be MONTHLY.** See the instructions with this form to figure out money amounts for anything that is NOT paid monthly. Attach more paper, if needed. Items included under "other" should be listed separately with separate dollar amounts.

1. \$ \_\_\_\_\_ Monthly gross salary or wages
2. \_\_\_\_\_ Monthly bonuses, commissions, allowances, overtime, tips, and similar payments
3. \_\_\_\_\_ Monthly business income from sources such as self-employment, partnerships, close corporations, and/or independent contracts (Gross receipts minus ordinary and necessary expenses required to produce income.)(Attach sheet itemizing such income and expenses.)
4. \_\_\_\_\_ Monthly disability benefits/SSI
5. \_\_\_\_\_ Monthly Workers' Compensation
6. \_\_\_\_\_ Monthly Unemployment Compensation
7. \_\_\_\_\_ Monthly pension, retirement, or annuity payments
8. \_\_\_\_\_ Monthly Social Security benefits
9. \_\_\_\_\_ Monthly alimony actually received (Add 9a and 9b)  
9a. From this case: \$ \_\_\_\_\_  
9b. From other case(s): \$ \_\_\_\_\_
10. \_\_\_\_\_ Monthly interest and dividends
11. \_\_\_\_\_ Monthly rental income (gross receipts minus ordinary and necessary expenses required to produce income) (Attach sheet itemizing such income and expense items.)
12. \_\_\_\_\_ Monthly income from royalties, trusts, or estates
13. \_\_\_\_\_ Monthly reimbursed expenses and in-kind payments to the extent that they reduce personal living expenses (Attach sheet itemizing each item and amount.)
14. \_\_\_\_\_ Monthly gains derived from dealing in property (not including nonrecurring gains)  
\_\_\_\_\_ Any other income of a recurring nature (identify source):
15. \_\_\_\_\_
16. \_\_\_\_\_
17. \$ \_\_\_\_\_ **TOTAL PRESENT MONTHLY GROSS INCOME** (Add lines 1 through 16.)

**PRESENT MONTHLY DEDUCTIONS:**

**All amounts must be MONTHLY.** See the instructions with this form to figure out money amounts for anything that is NOT paid monthly.

18. \$ \_\_\_\_\_ Monthly federal, state, and local income tax (corrected for filing status and allowable dependents and income tax liabilities)  
a. Filing Status \_\_\_\_\_  
b. Number of dependents claimed \_\_\_\_\_
19. \_\_\_\_\_ Monthly FICA or self-employment taxes
20. \_\_\_\_\_ Monthly Medicare payments
21. \_\_\_\_\_ Monthly mandatory union dues

22. \_\_\_\_\_ Monthly mandatory retirement payments
23. \_\_\_\_\_ Monthly health insurance payments (including dental insurance), excluding portion paid for any minor children of this relationship
24. \_\_\_\_\_ Monthly court-ordered child support actually paid for children from another relationship
25. \_\_\_\_\_ Monthly court-ordered alimony actually paid (Add 25a and 25b)
- 25a. from this case: \$ \_\_\_\_\_
- 25b. from other case(s): \$ \_\_\_\_\_
26. \$ \_\_\_\_\_ **TOTAL DEDUCTIONS ALLOWABLE UNDER SECTION 61.30, FLORIDA STATUTES**  
(Add lines 18 through 25.)
27. \$ \_\_\_\_\_ **PRESENT NET MONTHLY INCOME**  
(Subtract line 26 from line 17.)

## **SECTION II. AVERAGE MONTHLY EXPENSES**

**Proposed/Estimated Expenses.** If this is a dissolution of marriage case **and** your expenses as listed below do not reflect what you actually pay currently, you should write "estimate" next to each amount that is estimated.

### **HOUSEHOLD:**

1. \$ \_\_\_\_\_ Monthly mortgage or rent payments
2. \_\_\_\_\_ Monthly property taxes (if not included in mortgage)
3. \_\_\_\_\_ Monthly insurance on residence (if not included in mortgage)
4. \_\_\_\_\_ Monthly condominium maintenance fees and homeowner's association fees
5. \_\_\_\_\_ Monthly electricity
6. \_\_\_\_\_ Monthly water, garbage, and sewer
7. \_\_\_\_\_ Monthly telephone
8. \_\_\_\_\_ Monthly fuel oil or natural gas
9. \_\_\_\_\_ Monthly repairs and maintenance
10. \_\_\_\_\_ Monthly lawn care
11. \_\_\_\_\_ Monthly pool maintenance
12. \_\_\_\_\_ Monthly pest control
13. \_\_\_\_\_ Monthly misc. household
14. \_\_\_\_\_ Monthly food and home supplies
15. \_\_\_\_\_ Monthly meals outside home
16. \_\_\_\_\_ Monthly cable t.v.
17. \_\_\_\_\_ Monthly alarm service contract
18. \_\_\_\_\_ Monthly service contracts on appliances
19. \_\_\_\_\_ Monthly maid service

Other:

20. \_\_\_\_\_
21. \_\_\_\_\_
22. \_\_\_\_\_
23. \_\_\_\_\_
24. \_\_\_\_\_

25. \$ \_\_\_\_\_ **SUBTOTAL** (Add lines 1 through 24.)

**AUTOMOBILE:**

26. \$ \_\_\_\_\_ Monthly gasoline and oil  
27. \_\_\_\_\_ Monthly repairs  
28. \_\_\_\_\_ Monthly auto tags and emission testing  
29. \_\_\_\_\_ Monthly insurance  
30. \_\_\_\_\_ Monthly payments (lease or financing)  
31. \_\_\_\_\_ Monthly rental/replacements  
32. \_\_\_\_\_ Monthly alternative transportation (bus, rail, car pool, etc.)  
33. \_\_\_\_\_ Monthly tolls and parking  
34. \_\_\_\_\_ Other: \_\_\_\_\_  
35. \$ \_\_\_\_\_ **SUBTOTAL** (Add lines 26 through 34.)

**MONTHLY EXPENSES FOR CHILDREN COMMON TO BOTH PARTIES:**

36. \$ \_\_\_\_\_ Monthly nursery, babysitting, or day care  
37. \_\_\_\_\_ Monthly school tuition  
38. \_\_\_\_\_ Monthly school supplies, books, and fees  
39. \_\_\_\_\_ Monthly after school activities  
40. \_\_\_\_\_ Monthly lunch money  
41. \_\_\_\_\_ Monthly private lessons or tutoring  
42. \_\_\_\_\_ Monthly allowances  
43. \_\_\_\_\_ Monthly clothing and uniforms  
44. \_\_\_\_\_ Monthly entertainment (movies, parties, etc.)  
45. \_\_\_\_\_ Monthly health insurance  
46. \_\_\_\_\_ Monthly medical, dental, prescriptions (nonreimbursed only)  
47. \_\_\_\_\_ Monthly psychiatric/psychological/counselor  
48. \_\_\_\_\_ Monthly orthodontic  
49. \_\_\_\_\_ Monthly vitamins  
50. \_\_\_\_\_ Monthly beauty parlor/barber shop  
51. \_\_\_\_\_ Monthly nonprescription medication  
52. \_\_\_\_\_ Monthly cosmetics, toiletries, and sundries  
53. \_\_\_\_\_ Monthly gifts from child(ren) to others (other children, relatives, teachers, etc.)  
54. \_\_\_\_\_ Monthly camp or summer activities  
55. \_\_\_\_\_ Monthly clubs (Boy/Girl Scouts, etc.)  
56. \_\_\_\_\_ Monthly time-sharing expenses  
57. \_\_\_\_\_ Monthly miscellaneous  
58. \$ \_\_\_\_\_ **SUBTOTAL** (Add lines 36 through 57.)

**MONTHLY EXPENSES FOR CHILD(REN) FROM ANOTHER RELATIONSHIP**

(other than court-ordered child support)

59. \$ \_\_\_\_\_  
60. \_\_\_\_\_  
61. \_\_\_\_\_  
62. \_\_\_\_\_  
63. \$ \_\_\_\_\_ **SUBTOTAL** (Add lines 59 through 62.)

**MONTHLY INSURANCE:**

64. \$ \_\_\_\_\_ Health insurance (if not listed on lines 23 or 45)

65. \_\_\_\_\_ Life insurance

66. \_\_\_\_\_ Dental insurance.

Other:

67. \_\_\_\_\_

68. \_\_\_\_\_

69. \$ \_\_\_\_\_ **SUBTOTAL** (Add lines 66 through 68, exclude lines 64 and 65.)

**OTHER MONTHLY EXPENSES NOT LISTED ABOVE:**

70. \$ \_\_\_\_\_ Monthly dry cleaning and laundry

71. \_\_\_\_\_ Monthly clothing

72. \_\_\_\_\_ Monthly medical, dental, and prescription (unreimbursed only)

73. \_\_\_\_\_ Monthly psychiatric, psychological, or counselor (unreimbursed only)

74. \_\_\_\_\_ Monthly non-prescription medications, cosmetics, toiletries, and sundries

75. \_\_\_\_\_ Monthly grooming

76. \_\_\_\_\_ Monthly gifts

77. \_\_\_\_\_ Monthly pet expenses

78. \_\_\_\_\_ Monthly club dues and membership

79. \_\_\_\_\_ Monthly sports and hobbies

80. \_\_\_\_\_ Monthly entertainment

81. \_\_\_\_\_ Monthly periodicals/books/tapes/CDs

82. \_\_\_\_\_ Monthly vacations

83. \_\_\_\_\_ Monthly religious organizations

84. \_\_\_\_\_ Monthly bank charges/credit card fees

85. \_\_\_\_\_ Monthly education expenses

86. \_\_\_\_\_ Other: (include any usual and customary expenses not otherwise mentioned in the items listed above) \_\_\_\_\_

87. \_\_\_\_\_

88. \_\_\_\_\_

89. \_\_\_\_\_

90. \$ \_\_\_\_\_ **SUBTOTAL** (Add lines 70 through 89.)

**MONTHLY PAYMENTS TO CREDITORS:** (only when payments are currently made by you on outstanding balances). List only last 4 digits of account numbers.

MONTHLY PAYMENT AND NAME OF CREDITOR(s):

91. \$ \_\_\_\_\_

92. \_\_\_\_\_

93. \_\_\_\_\_

94. \_\_\_\_\_

95. \_\_\_\_\_

96. \_\_\_\_\_

97. \_\_\_\_\_

98. \_\_\_\_\_

99. \_\_\_\_\_

100. \_\_\_\_\_

101. \_\_\_\_\_

102. \_\_\_\_\_

103. \_\_\_\_\_  
104. \$ \_\_\_\_\_ **SUBTOTAL** (Add lines 91 through 103.)  
105. \$ \_\_\_\_\_ **TOTAL MONTHLY EXPENSES:**  
(Add lines 25, 35, 58, 63, 69, 90, and 104 of Section II, Expenses.)

**SUMMARY**

106. \$ \_\_\_\_\_ **TOTAL PRESENT MONTHLY NET INCOME** (from line 27 of SECTION I. INCOME)  
  
107. \$ \_\_\_\_\_ **TOTAL MONTHLY EXPENSES** (from line 105 above)  
  
108. \$ \_\_\_\_\_ **SURPLUS** (If line 106 is more than line 107, subtract line 107 from line 106. This is the amount of your surplus. Enter that amount here.)  
  
109. (\$ \_\_\_\_\_) **(DEFICIT)** (If line 107 is more than line 106, subtract line 106 from line 107. This is the amount of your deficit. Enter that amount here.)

<b>SECTION III. ASSETS AND LIABILITIES</b>
--

**A. ASSETS (This is where you list what you OWN.)**

**INSTRUCTIONS:**

**STEP 1:** In column A, list a description of each separate item owned by you (and/or your spouse, if this is a petition for dissolution of marriage). Blank spaces are provided if you need to list more than one of an item.

**STEP 2:** If this is a petition for dissolution of marriage, check the line in Column A next to any item that you are requesting the judge award to you.

**STEP 3:** In column B, write what you believe to be the current fair market value of all items listed.

**STEP 4:** Use column C only if this is a petition for dissolution of marriage and you believe an item is "nonmarital," meaning it belongs to only one of you and should not be divided. You should indicate to whom you believe the item belongs. (Typically, you will only use Column C if property was owned by one spouse before the marriage. See the "General Information for Self-Represented Litigants" found at the beginning of these forms and section 61.075(1), Florida Statutes, for definitions of "marital" and "nonmarital" assets and liabilities.)

<b>A</b> <b>ASSETS: DESCRIPTION OF ITEM(S)</b> <b>LIST ONLY LAST FOUR DIGITS OF ACCOUNT NUMBERS.</b> <b>Check the line next to any asset(s) which you are</b> <b>requesting the judge award to you.</b>		<b>B</b> <b>Current</b> <b>Fair</b> <b>Market</b> <b>Value</b>	<b>C</b> <b>Nonmarital</b> <b>(Check correct column)</b>	
			Petitioner	Respondent
	Cash (on hand)	\$		
	Cash (in banks or credit unions)			
	Stocks/Bonds			
	Notes (money owed to you in writing)			
	Money owed to you (not evidenced by a note)			
	Real estate: (Home)			
	(Other)			
	Business interests			
	Automobiles			
	Boats			
	Other vehicles			



**B. LIABILITIES/DEBTS (This is where you list what you OWE.)**

**INSTRUCTIONS:**

**STEP 1:** In column A, list a description of each separate debt owed by you (and/or your spouse, if this is a petition for dissolution of marriage). Blank spaces are provided if you need to list more than one of an item.

**STEP 2:** If this is a petition for dissolution of marriage, check the line in Column A next to any debt(s) for which you believe you should be responsible.

**STEP 3:** In column B, write what you believe to be the current amount owed for all items listed.

**STEP 4:** Use column C only if this is a petition for dissolution of marriage and you believe an item is “nonmarital,” meaning the debt belongs to only one of you and should not be divided. You should indicate to whom you believe the debt belongs. (Typically, you will only use Column C if the debt was owed by one spouse before the marriage. See the “General Information for Self-Represented Litigants” found at the beginning of these forms and section 61.075(1), Florida Statutes, for definitions of “marital” and “nonmarital” assets and liabilities.)



<b>A</b> <b>LIABILITIES: DESCRIPTION OF ITEM(S)</b> <b>LIST ONLY LAST FOUR DIGITS OF ACCOUNT NUMBERS.</b> <b>Check the line next to any debt(s) for which you believe</b> <b>you should be responsible.</b>		<b>B</b> <b>Current Amount</b> <b>Owed</b>	<b>C</b> <b>Nonmarital</b> <b>(Check correct column)</b>	
			Petitioner	Respondent
<input type="checkbox"/>	Mortgages on real estate: First mortgage on home	\$		
<input type="checkbox"/>	Second mortgage on home			
<input type="checkbox"/>	Other mortgages			
<input type="checkbox"/>				
<input type="checkbox"/>	Charge/credit card accounts			
<input type="checkbox"/>				
<input type="checkbox"/>				
<input type="checkbox"/>				
<input type="checkbox"/>				
<input type="checkbox"/>	Auto loan			
<input type="checkbox"/>	Auto loan			
<input type="checkbox"/>	Bank/Credit Union loans			
<input type="checkbox"/>				
<input type="checkbox"/>				
<input type="checkbox"/>				
<input type="checkbox"/>	Money you owe (not evidenced by a note)			
<input type="checkbox"/>				
<input type="checkbox"/>	Judgments			
<input type="checkbox"/>				
<input type="checkbox"/>	Other:			
<input type="checkbox"/>				
<input type="checkbox"/>				
<input type="checkbox"/>				
<input type="checkbox"/>				
<input type="checkbox"/>				
<input type="checkbox"/>				
<input type="checkbox"/>				
<b>Total Debts (add column B)</b>		<b>\$</b>		

**C. NET WORTH (excluding contingent assets and liabilities)**

\$ \_\_\_\_\_ **Total Assets** (enter total of Column B in Asset Table; Section A)

\$ \_\_\_\_\_ **Total Liabilities** (enter total of Column B in Liabilities Table; Section B)

\$ \_\_\_\_\_ **TOTAL NET WORTH (Total Assets minus Total Liabilities)**  
(excluding contingent assets and liabilities)

**D. CONTINGENT ASSETS AND LIABILITIES**

**INSTRUCTIONS:**

If you have any **POSSIBLE assets** (income potential, accrued vacation or sick leave, bonus, inheritance, etc.) or **POSSIBLE liabilities** (possible lawsuits, future unpaid taxes, contingent tax liabilities, debts assumed by another), you must list them here.

A Contingent Assets		B Possible Value	C Nonmarital (Check correct column)	
Check the line next to any contingent asset(s) which you are requesting the judge award to you.			Petitioner	Respondent
		\$		
Total Contingent Assets		\$		

A Contingent Liabilities		B Possible Amount Owed	C Nonmarital (Check correct column)	
Check the line next to any contingent debt(s) for which you believe you should be responsible.			Petitioner	Respondent
<input type="checkbox"/>		\$		
<input type="checkbox"/>				
<input type="checkbox"/>				
<input type="checkbox"/>				
<input type="checkbox"/>				
Total Contingent Liabilities		\$		

**E. CHILD SUPPORT GUIDELINES WORKSHEET.** Florida Family Law Rules of Procedure Form 12.902(e), Child Support Guidelines Worksheet, **MUST** be filed with the court at or prior to a hearing to establish or modify child support. This requirement cannot be waived by the parties.

[Check **one** only]

\_\_\_\_ **A Child Support Guidelines Worksheet IS or WILL BE filed in this case.** This case involves the establishment or modification of child support.

\_\_\_\_ **A Child Support Guidelines Worksheet IS NOT being filed in this case.** The establishment or modification of child support is not an issue in this case.

I certify that a copy of this financial affidavit was [check all used]: ( ) e-mailed ( ) mailed, ( ) faxed ( ) hand delivered to the person(s) listed below on *{date}* \_\_\_\_\_.

**Other party or his/her attorney:**

Name: \_\_\_\_\_  
Address: \_\_\_\_\_  
City, State, Zip: \_\_\_\_\_  
Telephone Number: \_\_\_\_\_  
Fax Number: \_\_\_\_\_  
E-mail Address(es): \_\_\_\_\_

**Under penalties of perjury, I declare that I have read this document and the facts stated in it are true.**

Dated: \_\_\_\_\_

\_\_\_\_\_  
Signature of Party  
Printed Name: \_\_\_\_\_  
Address: \_\_\_\_\_  
City, State, Zip: \_\_\_\_\_  
Telephone Number: \_\_\_\_\_  
Fax Number: \_\_\_\_\_  
E-mail Address(es): \_\_\_\_\_

**IF A NONLAWYER HELPED YOU FILL OUT THIS FORM, HE/SHE MUST FILL IN THE BLANKS BELOW:**

[fill in **all** blanks] This form was prepared for the: *{choose only one}* ( ) Petitioner ( ) Respondent

This form was completed with the assistance of:

*{name of individual}* \_\_\_\_\_,

*{name of business}* \_\_\_\_\_,

*{address}* \_\_\_\_\_,

*{city}* \_\_\_\_\_, *{state}* \_\_\_\_\_, *{telephone number}* \_\_\_\_\_.

## INSTRUCTIONS FOR FLORIDA FAMILY LAW RULES OF PROCEDURE FORM 12.902(e), CHILD SUPPORT GUIDELINES WORKSHEET (09/12)

### When should this form be used?

You should complete this worksheet if child support is being requested in your case. If you know the income of the other party, this worksheet should accompany your financial affidavit. If you do not know the other party's income, this form must be completed after the other party files his or her financial affidavit, and serves a copy on you.

This form should be typed or printed in black ink. You should file the original with the clerk of the circuit court in the county where your case is filed and keep a copy for your records.

### What should I do next?

A copy of this form must be served on the other party in your case. **Service** must be in accordance with Florida Rule of Judicial Administration 2.516.

### Where can I look for more information?

**Before proceeding, you should read "General Information for Self-Represented Litigants" found at the beginning of these forms.** The words that are in "**bold underline**" in these instructions are defined there. For further information, see section 61.30, Florida Statutes.

### Special notes...

If you want to keep your address confidential because you are the victim of sexual battery, aggravated child abuse, aggravated stalking, harassment, aggravated battery or domestic violence, do not enter the address, telephone, and fax information at the bottom of this form. Instead, file **Request for Confidential Filing of Address**, Florida Supreme Court Approved Family Law Form 12.980(h).

The chart below contains the guideline amounts that you should use when calculating child support. This amount is based on the number of children and the combined income of the parents, and it is divided between the parents in direct proportion to their income or earning capacity. From time to time, some of the amounts in the child support guidelines chart will change. Be sure you have the most recent version of the chart before using it.

Because the guidelines are based on monthly amounts, it may be necessary to convert some income and expense figures from other frequencies to monthly. You should do this as follows:

<b>If payment is twice per month</b>	Payment amount	x	2	=	<b>Monthly amount</b>
<b>If payment is every two weeks</b>	Payment amount	x	26	=	Yearly amount due
	Yearly amount	÷	12	=	<b>Monthly amount</b>
<b>If payment is weekly</b>	Weekly amount	x	52	=	Yearly amount due
	Yearly amount	÷	12	=	<b>Monthly amount</b>

If you or the other parent request that the court award an amount that is different than the guideline amount, you must also complete and attach a **Motion to Deviate from Child Support Guidelines**, Florida Supreme Court Approved Family Law Form 12.943.

Remember, a person who is NOT an attorney is called a nonlawyer. If a nonlawyer helps you fill out these forms, that person must give you a copy of a **Disclosure from Nonlawyer**, Florida Family Law Rules of Procedure Form 12.900(a), before he or she helps you. A nonlawyer helping you fill out these forms also **must** put his or her name, address, and telephone number on the bottom of the last page of every form he or she helps you complete.

### CHILD SUPPORT GUIDELINES CHART

Combined Monthly Available Income	One Child	Two Children	Three Children	Four Children	Five Children	Six Children
800.00	190	211	213	216	218	220
850.00	202	257	259	262	265	268
900.00	213	302	305	309	312	315
950.00	224	347	351	355	359	363
1000.00	235	365	397	402	406	410
1050.00	246	382	443	448	453	458
1100.00	258	400	489	495	500	505
1150.00	269	417	522	541	547	553
1200.00	280	435	544	588	594	600
1250.00	290	451	565	634	641	648
1300.00	300	467	584	659	688	695
1350.00	310	482	603	681	735	743
1400.00	320	498	623	702	765	790
1450.00	330	513	642	724	789	838
1500.00	340	529	662	746	813	869
1550.00	350	544	681	768	836	895
1600.00	360	560	701	790	860	920
1650.00	370	575	720	812	884	945
1700.00	380	591	740	833	907	971
1750.00	390	606	759	855	931	996
1800.00	400	622	779	877	955	1022
1850.00	410	638	798	900	979	1048
1900.00	421	654	818	923	1004	1074
1950.00	431	670	839	946	1029	1101
2000.00	442	686	859	968	1054	1128
2050.00	452	702	879	991	1079	1154
2100.00	463	718	899	1014	1104	1181
2150.00	473	734	919	1037	1129	1207
2200.00	484	751	940	1060	1154	1234
2250.00	494	767	960	1082	1179	1261
2300.00	505	783	980	1105	1204	1287
2350.00	515	799	1000	1128	1229	1314
2400.00	526	815	1020	1151	1254	1340
2450.00	536	831	1041	1174	1279	1367
2500.00	547	847	1061	1196	1304	1394
2550.00	557	864	1081	1219	1329	1420
2600.00	568	880	1101	1242	1354	1447
2650.00	578	896	1121	1265	1379	1473

Instructions for Florida Family Law Rules of Procedure Form 12.902(e), Child Support Guidelines Worksheet (09/12)

Combined Monthly Available Income	One Child	Two Children	Three Children	Four Children	Five Children	Six Children
2700.00	588	912	1141	1287	1403	1500
2750.00	597	927	1160	1308	1426	1524
2800.00	607	941	1178	1328	1448	1549
2850.00	616	956	1197	1349	1471	1573
2900.00	626	971	1215	1370	1494	1598
2950.00	635	986	1234	1391	1517	1622
3000.00	644	1001	1252	1412	1540	1647
3050.00	654	1016	1271	1433	1563	1671
3100.00	663	1031	1289	1453	1586	1695
3150.00	673	1045	1308	1474	1608	1720
3200.00	682	1060	1327	1495	1631	1744
3250.00	691	1075	1345	1516	1654	1769
3300.00	701	1090	1364	1537	1677	1793
3350.00	710	1105	1382	1558	1700	1818
3400.00	720	1120	1401	1579	1723	1842
3450.00	729	1135	1419	1599	1745	1867
3500.00	738	1149	1438	1620	1768	1891
3550.00	748	1164	1456	1641	1791	1915
3600.00	757	1179	1475	1662	1814	1940
3650.00	767	1194	1493	1683	1837	1964
3700.00	776	1208	1503	1702	1857	1987
3750.00	784	1221	1520	1721	1878	2009
3800.00	793	1234	1536	1740	1899	2031
3850.00	802	1248	1553	1759	1920	2053
3900.00	811	1261	1570	1778	1940	2075
3950.00	819	1275	1587	1797	1961	2097
4000.00	828	1288	1603	1816	1982	2119
4050.00	837	1302	1620	1835	2002	2141
4100.00	846	1315	1637	1854	2023	2163
4150.00	854	1329	1654	1873	2044	2185
4200.00	863	1342	1670	1892	2064	2207
4250.00	872	1355	1687	1911	2085	2229
4300.00	881	1369	1704	1930	2106	2251
4350.00	889	1382	1721	1949	2127	2273
4400.00	898	1396	1737	1968	2147	2295
4450.00	907	1409	1754	1987	2168	2317
4500.00	916	1423	1771	2006	2189	2339
4550.00	924	1436	1788	2024	2209	2361
4600.00	933	1450	1804	2043	2230	2384
4650.00	942	1463	1821	2062	2251	2406

Instructions for Florida Family Law Rules of Procedure Form 12.902(e), Child Support Guidelines Worksheet (09/12)

Combined Monthly Available Income	One Child	Two Children	Three Children	Four Children	Five Children	Six Children
4700.00	951	1477	1838	2081	2271	2428
4750.00	959	1490	1855	2100	2292	2450
4800.00	968	1503	1871	2119	2313	2472
4850.00	977	1517	1888	2138	2334	2494
4900.00	986	1530	1905	2157	2354	2516
4950.00	993	1542	1927	2174	2372	2535
5000.00	1000	1551	1939	2188	2387	2551
5050.00	1006	1561	1952	2202	2402	2567
5100.00	1013	1571	1964	2215	2417	2583
5150.00	1019	1580	1976	2229	2432	2599
5200.00	1025	1590	1988	2243	2447	2615
5250.00	1032	1599	2000	2256	2462	2631
5300.00	1038	1609	2012	2270	2477	2647
5350.00	1045	1619	2024	2283	2492	2663
5400.00	1051	1628	2037	2297	2507	2679
5450.00	1057	1638	2049	2311	2522	2695
5500.00	1064	1647	2061	2324	2537	2711
5550.00	1070	1657	2073	2338	2552	2727
5600.00	1077	1667	2085	2352	2567	2743
5650.00	1083	1676	2097	2365	2582	2759
5700.00	1089	1686	2109	2379	2597	2775
5750.00	1096	1695	2122	2393	2612	2791
5800.00	1102	1705	2134	2406	2627	2807
5850.00	1107	1713	2144	2418	2639	2820
5900.00	1111	1721	2155	2429	2651	2833
5950.00	1116	1729	2165	2440	2663	2847
6000.00	1121	1737	2175	2451	2676	2860
6050.00	1126	1746	2185	2462	2688	2874
6100.00	1131	1754	2196	2473	2700	2887
6150.00	1136	1762	2206	2484	2712	2900
6200.00	1141	1770	2216	2495	2724	2914
6250.00	1145	1778	2227	2506	2737	2927
6300.00	1150	1786	2237	2517	2749	2941
6350.00	1155	1795	2247	2529	2761	2954
6400.00	1160	1803	2258	2540	2773	2967
6450.00	1165	1811	2268	2551	2785	2981
6500.00	1170	1819	2278	2562	2798	2994
6550.00	1175	1827	2288	2573	2810	3008
6600.00	1179	1835	2299	2584	2822	3021
6650.00	1184	1843	2309	2595	2834	3034

Instructions for Florida Family Law Rules of Procedure Form 12.902(e), Child Support Guidelines Worksheet (09/12)



Combined Monthly Available Income	One Child	Two Children	Three Children	Four Children	Five Children	Six Children
6700.00	1189	1850	2317	2604	2845	3045
6750.00	1193	1856	2325	2613	2854	3055
6800.00	1196	1862	2332	2621	2863	3064
6850.00	1200	1868	2340	2630	2872	3074
6900.00	1204	1873	2347	2639	2882	3084
6950.00	1208	1879	2355	2647	2891	3094
7000.00	1212	1885	2362	2656	2900	3103
7050.00	1216	1891	2370	2664	2909	3113
7100.00	1220	1897	2378	2673	2919	3123
7150.00	1224	1903	2385	2681	2928	3133
7200.00	1228	1909	2393	2690	2937	3142
7250.00	1232	1915	2400	2698	2946	3152
7300.00	1235	1921	2408	2707	2956	3162
7350.00	1239	1927	2415	2716	2965	3172
7400.00	1243	1933	2423	2724	2974	3181
7450.00	1247	1939	2430	2733	2983	3191
7500.00	1251	1945	2438	2741	2993	3201
7550.00	1255	1951	2446	2750	3002	3211
7600.00	1259	1957	2453	2758	3011	3220
7650.00	1263	1963	2461	2767	3020	3230
7700.00	1267	1969	2468	2775	3030	3240
7750.00	1271	1975	2476	2784	3039	3250
7800.00	1274	1981	2483	2792	3048	3259
7850.00	1278	1987	2491	2801	3057	3269
7900.00	1282	1992	2498	2810	3067	3279
7950.00	1286	1998	2506	2818	3076	3289
8000.00	1290	2004	2513	2827	3085	3298
8050.00	1294	2010	2521	2835	3094	3308
8100.00	1298	2016	2529	2844	3104	3318
8150.00	1302	2022	2536	2852	3113	3328
8200.00	1306	2028	2544	2861	3122	3337
8250.00	1310	2034	2551	2869	3131	3347
8300.00	1313	2040	2559	2878	3141	3357
8350.00	1317	2046	2566	2887	3150	3367
8400.00	1321	2052	2574	2895	3159	3376
8450.00	1325	2058	2581	2904	3168	3386
8500.00	1329	2064	2589	2912	3178	3396
8550.00	1333	2070	2597	2921	3187	3406
8600.00	1337	2076	2604	2929	3196	3415
8650.00	1341	2082	2612	2938	3205	3425

Instructions for Florida Family Law Rules of Procedure Form 12.902(e), Child Support Guidelines Worksheet (09/12)

Combined Monthly Available Income	One Child	Two Children	Three Children	Four Children	Five Children	Six Children
8700.00	1345	2088	2619	2946	3215	3435
8750.00	1349	2094	2627	2955	3224	3445
8800.00	1352	2100	2634	2963	3233	3454
8850.00	1356	2106	2642	2972	3242	3464
8900.00	1360	2111	2649	2981	3252	3474
8950.00	1364	2117	2657	2989	3261	3484
9000.00	1368	2123	2664	2998	3270	3493
9050.00	1372	2129	2672	3006	3279	3503
9100.00	1376	2135	2680	3015	3289	3513
9150.00	1380	2141	2687	3023	3298	3523
9200.00	1384	2147	2695	3032	3307	3532
9250.00	1388	2153	2702	3040	3316	3542
9300.00	1391	2159	2710	3049	3326	3552
9350.00	1395	2165	2717	3058	3335	3562
9400.00	1399	2171	2725	3066	3344	3571
9450.00	1403	2177	2732	3075	3353	3581
9500.00	1407	2183	2740	3083	3363	3591
9550.00	1411	2189	2748	3092	3372	3601
9600.00	1415	2195	2755	3100	3381	3610
9650.00	1419	2201	2763	3109	3390	3620
9700.00	1422	2206	2767	3115	3396	3628
9750.00	1425	2210	2772	3121	3402	3634
9800.00	1427	2213	2776	3126	3408	3641
9850.00	1430	2217	2781	3132	3414	3647
9900.00	1432	2221	2786	3137	3420	3653
9950.00	1435	2225	2791	3143	3426	3659
10000.00	1437	2228	2795	3148	3432	3666

IN THE CIRCUIT COURT OF THE THIRTEENTH JUDICIAL CIRCUIT,  
IN AND FOR HILLSBOROUGH COUNTY, FLORIDA

Case No.: \_\_\_\_\_

Division: \_\_\_\_\_

\_\_\_\_\_,  
Petitioner,

and

\_\_\_\_\_,  
Respondent.

**NOTICE OF FILING CHILD SUPPORT GUIDELINES WORKSHEET**

PLEASE TAKE NOTICE, that {name}\_\_\_\_\_, is filing his/her

Child Support Guidelines Worksheet attached and labeled Exhibit 1.

**CERTIFICATE OF SERVICE**

I certify that a copy of this Notice of Filing with the Child Support Guidelines Worksheet was  
[**check all used**]: ( ) e-mailed ( ) mailed ( ) faxed ( ) hand delivered to the person(s) listed  
below on {date}\_\_\_\_\_.

**Other party or his/her attorney:**

Name: \_\_\_\_\_

Address: \_\_\_\_\_

City, State, Zip: \_\_\_\_\_

Fax Number: \_\_\_\_\_

E-mail Address(es): \_\_\_\_\_

\_\_\_\_\_  
Signature of Party or his/her Attorney

Printed Name: \_\_\_\_\_

Address: \_\_\_\_\_

City, State, Zip: \_\_\_\_\_

Fax Number: \_\_\_\_\_

E-mail Address(es): \_\_\_\_\_

Florida Bar Number: \_\_\_\_\_

CHILD SUPPORT GUIDELINES WORKSHEET			
	A. FATHER	B. MOTHER	TOTAL
<b>1. Present Net Monthly Income</b> Enter the amount from line 27, Section I of Florida Family Law Rules of Procedure Form 12.902(b) or (c), Financial Affidavit.			
<b>2. Basic Monthly Obligation</b> There is (are) {number} _____ minor child(ren) common to the parties. Using the total amount from line 1, enter the appropriate amount from the child support guidelines chart.			
<b>3. Percent of Financial Responsibility</b> Divide the amount on line 1A by the total amount on line 1 to get Father's percentage of financial responsibility. Enter answer on line 3A. Divide the amount on line 1B by the total amount on line 1 to get Mother's percentage of financial responsibility. Enter answer on line 3B.	%	%	
<b>4. Share of Basic Monthly Obligation</b> Multiply the number on line 2 by the percentage on line 3A to get Father's share of basic obligation. Enter answer on line 4A. Multiply the number on line 2 by the percentage on line 3B to get Mother's share of basic obligation. Enter answer on line 4B.			
<b>Additional Support — Health Insurance, Child Care &amp; Other</b>			
<b>5. a. 100% of Monthly Child Care Costs</b> [Child care costs should not exceed the level required to provide quality care from a licensed source. See section 61.30(7), Florida Statutes, for more information.]			
<b>b. Total Monthly Child(ren)'s Health Insurance Cost</b> [This is only amounts actually paid for health insurance on the child(ren).]			

CHILD SUPPORT GUIDELINES WORKSHEET			
	A. FATHER	B. MOTHER	TOTAL
<b>c.</b> Total Monthly Child(ren)'s Noncovered Medical, Dental and Prescription Medication Costs			
<b>d.</b> Total Monthly Child Care & Health Costs [Add lines 5a + 5b +5c].			
<b>6.</b> Additional Support Payments Multiply the number on line 5d by the percentage on line 3A to determine the Father's share. Enter answer on line 6A. Multiply the number on line 5d by the percentage on line 3B to determine the Mother's share. Enter answer on line 6B.			
<b>Statutory Adjustments/Credits</b>			
<b>7. a.</b> Monthly child care payments actually made			
<b>b.</b> Monthly health insurance payments actually made			
<b>c.</b> Other payments/credits actually made for any noncovered medical, dental and prescription medication expenses of the child(ren) not ordered to be separately paid on a percentage basis. (See section 61.30 (8), Florida Statutes)			
<b>8.</b> Total Support Payments actually made (Add 7a though 7c)			
<b>9. MINIMUM CHILD SUPPORT OBLIGATION FOR EACH PARENT</b> [Line 4 plus line 6; minus line 8]			
<b>Substantial Time-Sharing (GROSS UP METHOD) If each parent exercises time-sharing at least 20 percent of the overnights in the year (73 overnights in the year), complete Nos. 10 through 21</b>			
	A. FATHER	B. MOTHER	TOTAL
<b>10.</b> Basic Monthly Obligation x 150% [Multiply line 2 by 1.5]			

CHILD SUPPORT GUIDELINES WORKSHEET			
	A. FATHER	B. MOTHER	TOTAL
<b>11.</b> Increased Basic Obligation for each parent. Multiply the number on line 10 by the percentage on line 3A to determine the Father's share. Enter answer on line 11A. Multiply the number on line 10 by the percentage on line 3B to determine the Mother's share. Enter answer on line 11B.			
<b>12.</b> Percentage of overnight stays with each parent. The child(ren) spend(s) _____ overnight stays with the Father each year. Using the number on the above line, multiply it by 100 and divide by 365. Enter this number on line 12A. The child(ren) spend(s) _____ overnight stays with the Mother each year. Using the number on the above line, multiply it by 100 and divide by 365. Enter this number on line 12B.	%	%	
<b>13.</b> Parent's support multiplied by other Parent's percentage of overnights. [Multiply line 11A by line 12B. Enter this number in 13A. Multiply line 11B by line 12A. Enter this number in 13B.]			
<b>Additional Support — Health Insurance, Child Care &amp; Other</b>			
<b>14. a.</b> Total Monthly Child Care Costs [Child care costs should not exceed the level required to provide quality care from a licensed source. See section 61.30(7), Florida Statutes, for more information.]			
<b>b.</b> Total Monthly Child(ren)'s Health Insurance Cost [This is only amounts actually paid for health insurance on the child(ren).]			
<b>c.</b> Total Monthly Child(ren)'s Noncovered Medical, Dental and Prescription Medication Costs.			
<b>d.</b> Total Monthly Child Care & Health Costs [Add lines 14a + 14b + 14c.]			

CHILD SUPPORT GUIDELINES WORKSHEET			
	A. FATHER	B. MOTHER	TOTAL
<b>15. Additional Support Payments.</b> Multiply the number on line 14d by the percentage on line 3A to determine the Father's share. Enter answer on line 15A. Multiply the number on line 14d by the percentage on line 3B to determine the Mother's share. Enter answer on line 15B.			
<b>Statutory Adjustments/Credits</b>			
<b>16. a.</b> Monthly child care payments actually made			
<b>b.</b> Monthly health insurance payments actually made			
<b>c.</b> Other payments/credits actually made for any noncovered medical, dental and prescription medication expenses of the child(ren) not ordered to be separately paid on a percentage basis. [See section 61.30(8), Florida Statutes]			
<b>17. Total Support Payments actually made</b> [Add 16a through 16c]			
<b>18. Total Additional Support Transfer Amount</b> [Line 15 minus line 17; enter any negative number as zero]			
<b>19. Total Child Support Owed from Father to Mother</b> [Add line 13A plus line 18A]			
<b>20. Total Child Support Owed from Mother to Father</b> [Add line 13B plus line 18B]			
<b>21. Actual Child Support to Be Paid.</b> [Comparing lines 19 and 20, Subtract the smaller amount owed from the larger amount owed and enter the result in the column for the parent that owes the larger amount of support]	\$		

**ADJUSTMENTS TO GUIDELINES AMOUNT.** If you or the other parent is requesting the Court to award a child support amount that is more or less than the child support guidelines, you must complete and file Motion to Deviate from Child Support Guidelines, Florida Supreme Court Approved Family Law Form 12.943.

[check **one** only]

- a. \_\_\_\_ **Deviation from the guidelines amount is requested.** The Motion to Deviate from Child Support Guidelines, Florida Supreme Court Approved Family Law Form 12.943, is attached.
- b. \_\_\_\_ **Deviation from the guidelines amount is NOT requested.** The Motion to Deviate from Child Support Guidelines, Florida Supreme Court Approved Family Law Form 12.943, is not attached.

**IF A NONLAWYER HELPED YOU FILL OUT THIS FORM, HE/SHE MUST FILL IN THE BLANKS BELOW:**

[fill in **all** blanks] This form was prepared for the: *{choose only one}* ( ) Petitioner ( ) Respondent

This form was completed with the assistance of:

*{name of individual}* \_\_\_\_\_,

*{name of business}* \_\_\_\_\_,

*{address}* \_\_\_\_\_,

*{city}* \_\_\_\_\_, *{state}* \_\_\_\_\_, *{telephone number}* \_\_\_\_\_.



INSTRUCTIONS FOR FLORIDA SUPREME COURT APPROVED FAMILY LAW FORM 12.902(j),  
NOTICE OF SOCIAL SECURITY NUMBER

**When should this form be used?**

This form must be completed and filed by each party in all **paternity**, **child support**, and **dissolution of marriage** cases, regardless of whether the case involves a minor child(ren) and/or property.

This form should be typed or printed in black ink. After completing this form, you should **file** the original with the **clerk of the circuit court** in the county where your case was filed and keep a copy for your records.



**What should I do next?**



A copy of this form must be mailed or hand delivered to the other party in your case, if it is not **served** on him or her with your initial papers.

**Where can I look for more information?**

**Before proceeding, you should read “General Information for Self-Represented Litigants” found at the beginning of these forms.** The words that are in **“bold underline”** in these instructions are defined there. For further information, see sections 61.052 and 61.13, Florida Statutes.

**Special notes...**

**If this is a domestic violence case and you want to keep your address confidential for safety reasons, do not enter the address, telephone, and fax information at the bottom of this form.** Instead, file **Petitioner’s Request for Confidential Filing of Address**,   Florida Supreme Court Approved Family Law Form 12.980(i).

Remember, a person who is NOT an attorney is called a nonlawyer. If a nonlawyer helps you fill out these forms, that person must give you a copy of a **Disclosure from Nonlawyer**,   Florida Family Law Rules of Procedure Form 12.900(a), before he or she helps you. A nonlawyer helping you fill out these forms also **must** put his or her name, address, and telephone number on the bottom of the last page of every form he or she helps you complete.

IN THE CIRCUIT COURT OF THE THIRTEENTH JUDICIAL CIRCUIT,  
IN AND FOR HILLSBOROUGH COUNTY, FLORIDA

Case No.: \_\_\_\_\_

Division: \_\_\_\_\_

\_\_\_\_\_,  
Petitioner,

and

\_\_\_\_\_,  
Respondent.

**NOTICE OF SOCIAL SECURITY NUMBER**

I, *{full legal name}* \_\_\_\_\_,  
certify that my social security number is \_\_\_\_\_, as required in section  
61.052(7), sections 61.13(9) or (10), section 742.031(3), sections 742.032(1)–(3), and/or sections 742.10(1)–  
(2), Florida Statutes. My date of birth is \_\_\_\_\_.

[☒ **one** only]

1. This notice is being filed in a dissolution of marriage case in which the parties have **no** minor children in common.
2. This notice is being filed in a paternity or child support case, or in a dissolution of marriage in which the parties have minor children in common. The minor child(ren)'s name(s), date(s) of birth, and social security number(s) is/are:

Name	Birth date	Social Security Number
_____	_____	_____
_____	_____	_____
_____	_____	_____
_____	_____	_____
_____	_____	_____
_____	_____	_____
_____	_____	_____

*{Attach additional pages if necessary.}*

**Disclosure of social security numbers shall be limited** to the purpose of administration of the Title IV-D program for child support enforcement.

**I understand that I am swearing or affirming under oath to the truthfulness of the claims made in this notice and that the punishment for knowingly making a false statement includes fines and/or imprisonment.**

Dated: \_\_\_\_\_

Signature \_\_\_\_\_

Printed Name: \_\_\_\_\_

Address: \_\_\_\_\_

City, State, Zip: \_\_\_\_\_

Telephone Number: \_\_\_\_\_

Fax Number: \_\_\_\_\_

STATE OF FLORIDA  
COUNTY OF HILLSBOROUGH

Sworn to or affirmed and signed before me on \_\_\_\_\_ by \_\_\_\_\_.

\_\_\_\_\_  
NOTARY PUBLIC or DEPUTY CLERK

\_\_\_\_\_  
[Print, type, or stamp commissioned name of notary or

clerk]

\_\_\_\_ Personally known

\_\_\_\_ Produced identification

Type of identification produced \_\_\_\_\_

**IF A NONLAWYER HELPED YOU FILL OUT THIS FORM, HE/SHE MUST FILL IN THE BLANKS BELOW:** [ ✍ fill in **all** blanks]

I, *{full legal name and trade name of nonlawyer}* \_\_\_\_\_,  
a nonlawyer, located at *{street}* \_\_\_\_\_, *{city}* \_\_\_\_\_,  
*{state}* \_\_\_\_\_, *{phone}* \_\_\_\_\_, helped *{name}* \_\_\_\_\_,  
who is the [ ✓ **one** only] \_\_\_ petitioner **or** \_\_\_ respondent, fill out this form.

**INSTRUCTIONS FOR FLORIDA FAMILY LAW RULES OF PROCEDURE FORM  
12.910(a)  
SUMMONS: PERSONAL SERVICE ON AN INDIVIDUAL  
(03/17)**

**When should this form be used?**

This form should be used to obtain **personal service** on the other **party** when you begin your lawsuit. **Service** is required for **all** documents filed in your case. Service means giving a copy of the required papers to the other party using the procedure that the law requires. Generally, there are two ways to make service: (1) personal service, or (2) service by email, mail, or hand delivery. A third method for service is called **constructive service**; however, the relief a court may grant may be limited in a case where constructive service has been used.

The law requires that certain documents be served by **personal service** if personal service is possible. **Personal service** means that a summons (this form) and a copy of the forms you are filing with the court that must be personally served are delivered by a deputy sheriff or private process server

- a. directly to the other party, **or**
- b. to someone over the age of fifteen with whom the other party lives.

Personal service is required for **all petitions**, including petitions for modification. You cannot serve these papers on the other party yourself or by mail or hand delivery. Personal service must be made by the sheriff's department in the county where the other party lives or works or by a private process server certified in the county where the other party lives or works.

In many counties, there are private process servers who, for a fee, will personally serve the summons and other documents that require personal service. You should look under **process servers** in the yellow pages of the telephone book for a list of private process servers in your area. You may use a private process server to serve any paper required to be personally served in a family law case **except** a petition for injunction for protection against domestic or repeat violence.

**How do I start?**

When you begin your lawsuit, you need to complete this form (summons) and a **Process Service Memorandum**, Florida Supreme Court Approved Family Law Form 12.910(b). The forms should be typed or printed legibly in black ink. Next, you will need to take these forms and, if you have not already done so, **file** your petition with the **clerk of the circuit court** in the county where you live. You should keep a copy of the forms for your records. The clerk will sign the summons, and then the summons, a copy of the papers to be served, and the process service memorandum must be delivered to the appropriate sheriff's office or to a private process server for service on the other party.

**IF THE OTHER PARTY LIVES IN THE COUNTY WHERE SUIT IS FILED:** Ask the clerk in your county about any local procedures regarding service. Generally, if the other party lives in the county in which you are filing suit and you want the sheriff's department to serve the papers, you will file the summons along with a

**Process Service Memorandum**, Florida Supreme Court Approved Family Law Form 12.910(b), with the clerk and the clerk will forward those papers to the sheriff for service. Make sure that you attach a copy of the papers you want personally served to the summons. You may also need to provide the sheriff with a stamped envelope addressed to you. This will allow the sheriff to send the proof of service to you, after the sheriff serves your papers on the other party. However, in some counties the sheriff may send the proof of service directly to the clerk. If you are instructed to supply a self-addressed, stamped envelope and you receive the proof of service, you should file the proof of service with the clerk after you receive it from the sheriff. Also, you will need to find out how much the sheriff charges to serve the papers. Personal checks are not accepted. You should attach to the summons a cashier's check or money order made payable to the sheriff, and either give it to the clerk for delivery to the sheriff or send all of the paperwork and the fee to the sheriff yourself. The clerk will tell you which procedure to use. The costs for service may be waived if you are indigent.

If you want a private process server to serve the other party, you should still bring the summons to the clerk's office and have the clerk sign it for you. You should deliver the summons, along with the copy of your initial petition and any other papers to be served, and a **Process Service Memorandum**, Florida Supreme Court Approved Family Law Form 12.910(b), to the private process server. The private process server will charge you a fee for serving the papers. After service is complete, proof of service by the private process server must be filed with the clerk. You should discuss how this will occur with the private process server.

**IF THE OTHER PARTY LIVES IN ANOTHER COUNTY:** If the other party lives in another county, service needs to be made by a sheriff in the county where the other party lives or by a private process server certified in the county where the other party lives. Make sure that you attach a copy of the papers you want personally served to the summons as well as the **Process Service Memorandum**, Florida Supreme Court Approved Family Law Form 12.910(b). If you want the sheriff to serve the papers, the clerk may send your papers to that sheriff's office for you, or you may have to send the papers yourself. The clerk will tell you which procedure to use. Either way, you will need to provide the sheriff with a stamped envelope addressed to you. This will allow the sheriff to send the proof of service to you, after the sheriff serves your papers on the other party. You should file the proof of service with the clerk after you receive it from the sheriff. Also, you will need to find out how much the sheriff charges to serve the papers. Personal checks are not accepted. You should attach to the summons a cashier's check or money order made payable to the sheriff, and either give it to the clerk for delivery to the sheriff or send all of the paperwork and the fee to the sheriff yourself. The clerk will tell you which procedure to use. The costs for service may be waived if you are indigent.

If you want a private process server to serve the other party, you should still bring the summons to the clerk's office where the clerk will sign it for you. You should deliver the summons, along with the copy of your initial petition and any other papers to be served, and a **Process Service Memorandum**, Florida Supreme Court Approved Family Law Form 12.910(b), to the private process server. The private process server will charge you a fee for serving the papers. After service is complete, proof of service by the private process server must be filed with the clerk. You should discuss how this will occur with the private process server.

**IF THE OTHER PARTY CANNOT BE LOCATED OR DOES NOT LIVE IN FLORIDA:** If, after you have made a diligent effort to locate the other party, you absolutely cannot locate the other party, you may serve the other party by publication. Service by publication is also known as constructive service. You may also be able to use constructive service if the other party does not live in Florida. **However, Florida courts have only limited jurisdiction over a party who is served by constructive service and may have only limited**

**jurisdiction over a party living outside of Florida regardless of whether that party is served by constructive or personal service;** that is, the judge's power to order the other party to do certain things may be limited. For example, the judge may be able to grant your request for a divorce, but the judge may not be able to address issues such as child support, spousal support (alimony), or division of property or debts.

Regardless of the type of service used, if the other party once lived in Florida but is living outside of Florida now, you should include in your petition a statement regarding the length of time the party lived in Florida, if any, and when. For example: "Respondent last lived in Florida from {date} \_\_\_\_\_ to {date} \_\_\_\_\_."

**This area of the law is very complex and you may need to consult with an attorney regarding the proper type of service to be used in your case if the other party does not live in Florida or cannot be located.**

### **What happens when the papers are served on the other party?**

The date and hour of service are written on the original summons and on all copies of it by the person making the service. The person who delivers the summons and copies of the petition must file a proof of service with the clerk or provide a proof of service to you for filing with the court. **It is your responsibility to make sure the proof of service has been returned to the clerk and placed in your case file.**

### **Where can I look for more information?**

**Before proceeding, you should read "General Information for Self-Represented Litigants" found at the beginning of these forms.** For further information regarding service of process, see chapters 48 and 49, Florida Statutes, and Florida Family Law Rule of Procedure 12.070, as well as the instructions for **Notice of Action for Dissolution of Marriage (No Child or Financial Support)**, Florida Supreme Court Approved Family Law Form 12.913(a)(1), **Notice of Action for Family Cases with Minor Child(ren)**, Florida Supreme Court Approved Family Law Form 12.913(a)(2), **Affidavit of Diligent Service and Inquiry**, Florida Family Law Rules of Procedure Form 12.913(b), and **Affidavit of Diligent Search**, Florida Family Law Rules of Procedure Form 12.913(c).

### **Special notes**

If you have been unable to obtain proper service on the other party within **120 days** after filing your lawsuit, the court will dismiss your lawsuit against the other party unless you can show the court a good reason why service was not made within **120 days**. For this reason, if you had the local sheriff serve the papers, you should check with the clerk every couple of weeks after completing the service papers to see if service has been completed. You may need to supply the sheriff with a new or better address. If you had a private process server or a sheriff in another county serve the papers, you should be in contact with that person or sheriff until you receive proof of service from that person or sheriff. You should then file the proof of service with the clerk immediately.

If the other party fails to respond, i.e., fails to file a written response with the court, within **20 days** after the service of the summons, you are entitled to request a **default**. See the instructions to **Motion for Default**, Florida Supreme Court Approved Family Law Form 12.922 (a), and **Default**, Florida Supreme Court Approved Family Law Form 12.922(b), for further information. You will need to file an **Affidavit of Military Service**, Florida Supreme Court Approved Family Law Form 12.912(b), before a default may be granted.

Instructions for Florida Family Law Rules of Procedure Form 12.910(a), Summons: Personal Service on an Individual (03/17)

Remember, a person who is NOT an attorney is called a nonlawyer. If a nonlawyer helps you fill out these forms, that person must give you a copy of **Disclosure from Nonlawyer**, Florida Family Law Rules of Procedure Form 12.900(a), before he or she helps you. A nonlawyer helping you fill out these forms also **must** put his or her name, address, and telephone number on the bottom of the last page of every form he or she helps you complete.

IN THE CIRCUIT COURT OF THE \_\_\_\_\_ JUDICIAL CIRCUIT,  
IN AND FOR \_\_\_\_\_ COUNTY, FLORIDA

Case No.: \_\_\_\_\_

Division: \_\_\_\_\_

\_\_\_\_\_,  
Petitioner,

and

\_\_\_\_\_,  
Respondent.

**SUMMONS: PERSONAL SERVICE ON AN INDIVIDUAL**  
**ORDEN DE COMPARECENCIA: SERVICIO PERSONAL EN UN INDIVIDUO**  
**CITATION: L'ASSIGNATION PERSONAL SUR UN INDIVIDUEL**

TO/PARA/A: *{enter other party's full legal name}* \_\_\_\_\_,  
*{address (including city and state)/location for service}* \_\_\_\_\_.

**IMPORTANT**

A lawsuit has been filed against you. You have **20 calendar days** after this summons is served on you to file a written response to the attached complaint/petition with the clerk of this circuit court, located at: *{street address}* \_\_\_\_\_.

A phone call will not protect you. Your written response, including the case number given above and the names of the parties, must be **filed** if you want the Court to hear your side of the case.

**If you do not file your written response on time, you may lose the case, and your wages, money, and property may be taken thereafter without further warning from the Court.** There are other legal requirements. You may want to call an attorney right away. If you do not know an attorney, you may call an attorney referral service or a legal aid office (listed in the phone book).

If you choose to file a written response yourself, at the same time you file your written response to the Court, you must also serve a copy of your written response on the party serving this summons at:

*{Name and address of party serving summons}* \_\_\_\_\_

**If the party serving summons has designated email address(es) for service or is represented by an attorney, you may designate email address(es) for service by or on you. Service must be in accordance with Florida Rule of Judicial Administration 2.516.**

**Copies of all court documents in this case, including orders, are available at the Clerk of the Circuit Court's office. You may review these documents, upon request.**

**You must keep the Clerk of the Circuit Court's office notified of your current address. (You may file Designation of Current Mailing and Email Address, Florida Supreme Court Approved Family Law Form**



**12.915.) Future papers in this lawsuit will be mailed to the address on record at the clerk's office.**

**WARNING: Rule 12.285, Florida Family Law Rules of Procedure, requires certain automatic disclosure of documents and information. Failure to comply can result in sanctions, including dismissal or striking of pleadings.**

## **IMPORTANTE**

Usted ha sido demandado legalmente. Tiene veinte (20) días, contados a partir del recibo de esta notificación, para contestar la demanda adjunta, por escrito, y presentarla ante este tribunal. Localizado en: \_\_\_\_\_. Una llamada telefónica no lo protegerá. Si usted desea que el tribunal considere su defensa, debe presentar su respuesta por escrito, incluyendo el número del caso y los nombres de las partes interesadas. Si usted no contesta la demanda a tiempo, pudiese perder el caso y podría ser despojado de sus ingresos y propiedades, o privado de sus derechos, sin previo aviso del tribunal. Existen otros requisitos legales. Si lo desea, usted puede consultar a un abogado inmediatamente. Si no conoce a un abogado, puede llamar a una de las oficinas de asistencia legal que aparecen en la guía telefónica.

Si desea responder a la demanda por su cuenta, al mismo tiempo en que presente su respuesta ante el tribunal, usted debe enviar por correo o entregar una copia de su respuesta a la persona denominada abajo.

Si usted elige presentar personalmente una respuesta por escrito, en el mismo momento que usted presente su respuesta por escrito al Tribunal, usted debe enviar por correo o llevar una copia de su respuesta por escrito a la parte entregando esta orden de comparecencia a:

Nombre y dirección de la parte que entrega la orden de comparecencia: \_\_\_\_\_

**Copias de todos los documentos judiciales de este caso, incluyendo las ordenes, están disponibles en la oficina del Secretario de Juzgado del Circuito [Clerk of the Circuit Court's office]. Estos documentos pueden ser revisados a su solicitud.**

**Usted debe de mantener informada a la oficina del Secretario de Juzgado del Circuito de su dirección actual. (Usted puede presentar \_\_\_\_ el Formulario: Ley de Familia de la Florida 12.915, Florida Supreme Court Approved Family Law Form 12.915, [Designation of Current Mailing and Email Address].) Los papeles que se presenten en el futuro en esta demanda judicial serán enviados por correo a la dirección que este registrada en la oficina del Secretario.**

**ADVERTENCIA: Regla 12.285 (Rule 12.285), de las Reglas de Procedimiento de Ley de Familia de la Florida [Florida Family Law Rules of Procedure], requiere cierta revelación automática de documentos e información. El incumplimiento, puede resultar en sanciones, incluyendo la desestimación o anulación de los alegatos.**

## **IMPORTANT**

Des poursuites judiciaires ont été entreprises contre vous. Vous avez 20 jours consécutifs à partir de la date de l'assignation de cette citation pour déposer une réponse écrite à la plainte ci-jointe auprès de ce tribunal. Qui se trouve à: {L'Adresse} \_\_\_\_\_. Un simple coup de téléphone est insuffisant pour vous protéger; vous êtes obligés de déposer votre réponse écrite, avec mention du numéro de dossier ci-dessus et du nom des parties nommées ici, si vous souhaitez que le tribunal entende

votre cause. Si vous ne déposez pas votre réponse écrite dans le délai requis, vous risquez de perdre la cause ainsi que votre salaire, votre argent, et vos biens peuvent être saisis par la suite, sans aucun préavis ultérieur du tribunal. Il y a d'autres obligations juridiques et vous pouvez requérir les services immédiats d'un avocat. Si vous ne connaissez pas d'avocat, vous pourriez téléphoner à un service de référence d'avocats ou à un bureau d'assistance juridique (figurant à l'annuaire de téléphones).

Si vous choisissez de déposer vous-même une réponse écrite, il vous faudra également, en même temps que cette formalité, faire parvenir ou expédier une copie au carbone ou une photocopie de votre réponse écrite à la partie qui vous dépose cette citation.

Nom et adresse de la partie qui dépose cette citation: \_\_\_\_\_

**Les photocopies de tous les documents tribunaux de cette cause, y compris des arrêts, sont disponibles au bureau du greffier. Vous pouvez consulter ces documents, sur demande.**

**Il faut aviser le greffier de votre adresse actuelle. (Vous pouvez déposer Florida Supreme Court Approved Family Law Form 12.915, Designation of Current Mailing and Email Address.) Les documents de l'avenir de ce procès seront envoyés à l'adresse que vous donnez au bureau du greffier.**

**ATTENTION: La règle 12.285, des règles de procédure du droit de la famille de la Floride exige que l'on remette certains renseignements et certains documents à la partie adverse. Tout refus de les fournir pourra donner lieu à des sanctions, y compris le rejet ou la suppression d'un ou de plusieurs actes de procédure.**

THE STATE OF FLORIDA

TO EACH SHERIFF OF THE STATE: You are commanded to serve this summons and a copy of the complaint in this lawsuit on the above-named person.

DATED: \_\_\_\_\_


CLERK OF THE CIRCUIT COURT


(SEAL)

By: \_\_\_\_\_  
Deputy Clerk


INSTRUCTIONS FOR FLORIDA SUPREME COURT APPROVED FAMILY LAW FORM  
12.910(b),  
PROCESS SERVICE MEMORANDUM

**When should this form be used?**


You should use this form to give the sheriff's department (or private process server) instructions for serving the other **party** in your case with the **Summons: Personal Service on an Individual**,  ☐ Florida Family Law Rules of Procedure Form 12.910(a), and other papers to be served. On this form, you can tell the sheriff's department the best times to find the person at work and/or at home. You can also include a map to the other person's home or work place to help the sheriff find the person and deliver the summons. Do not forget to attach to the summons a copy of your initial petition and any other papers you want personally served on the other party.


This form should be typed or printed in black ink. After completing this form, you should **file** the original with the **clerk of the circuit court** in the county where your petition was filed and attach a copy to the **Summons: Personal Service on an Individual**,  ☐ Florida Family Law Rules of Procedure Form 12.910(a). You should also keep a copy for your records.

**Where can I look for more information?**

**Before proceeding, you should read "General Information for Self-Represented Litigants" found at the beginning of these forms.** You should read the instructions for **Summons: Personal Service on an Individual**,  ☐ Florida Family Law Rules of Procedure Form 12.910(a), for additional information.

**Special notes...**

If this is a domestic violence case and you want to keep your address confidential for safety reasons, do not enter your address, telephone, and fax information at the bottom of this form. Instead, write "confidential" in the spaces provided for that information and file **Petitioner's Request for Confidential Filing of Address**,  ☐ Florida Supreme Court Approved Family Law Form 12.980(i).

Remember, a person who is NOT an attorney is called a nonlawyer. If a nonlawyer helps you fill out these forms, that person must give you a copy of **Disclosure from Nonlawyer**,  ☐ Florida Family Law Rules of Procedure Form 12.900 (a), before he or she helps you. A nonlawyer helping you fill out these forms also **must** put his or her name, address, and telephone number on the bottom of the last page of every form he or she helps you complete.

IN THE CIRCUIT COURT OF THE THIRTEENTH JUDICIAL CIRCUIT,  
IN AND FOR HILLSBOROUGH COUNTY, FLORIDA

Case No.: \_\_\_\_\_

Division: \_\_\_\_\_

\_\_\_\_\_,  
Petitioner,

and

\_\_\_\_\_,  
Respondent.

**PROCESS SERVICE MEMORANDUM**

**TO:** ( ) Sheriff of \_\_\_\_\_ County, Florida; \_\_\_\_\_  
Division

( ) Private process server: \_\_\_\_\_

Please serve the *{name of document(s)}* \_\_\_\_\_

in the above-styled cause upon:

Party: *{full legal name}* \_\_\_\_\_

Address or location for service: \_\_\_\_\_

Work Address: \_\_\_\_\_

If the party to be served owns, has, and/or is known to have guns or other weapons, describe what type of weapon(s): \_\_\_\_\_

SPECIAL INSTRUCTIONS: \_\_\_\_\_

Dated: \_\_\_\_\_

\_\_\_\_\_  
Signature of Party

\*Printed Name: \_\_\_\_\_


\*Address: \_\_\_\_\_

\*City, State, Zip: \_\_\_\_\_

\*Telephone Number: \_\_\_\_\_

\*Fax Number: \_\_\_\_\_

**\* If this is a domestic violence case, do not enter this information if your address or telephone number need to be kept confidential for safety reasons; instead write "confidential" in the spaces provided and file**

 ☐ **Florida Supreme Court Approved Family Law Form 12.980(i), Petitioner's Request for Confidential Filing of Address.**

**IF A NONLAWYER HELPED YOU FILL OUT THIS FORM, HE/SHE MUST FILL IN THE  
BLANKS BELOW:** [ ✍ fill in **all** blanks]

I, *{full legal name and trade name of nonlawyer}* \_\_\_\_\_,  
a nonlawyer, located at *{street}* \_\_\_\_\_, *{city}* \_\_\_\_\_,  
*{state}* \_\_\_\_\_, *{phone}* \_\_\_\_\_, helped *{name}* \_\_\_\_\_,  
who is the petitioner, fill out this form.

## INSTRUCTIONS FOR FLORIDA FAMILY LAW RULES OF PROCEDURE FORM 12.900(h), NOTICE OF RELATED CASES (11/13)

### When should this form be used?

Florida Rule of Judicial Administration 2.545(d) requires the **petitioner** in a family law case to file with the court a notice of related cases, if any. Your circuit may also require this form to be filed even if there are no related cases. A case is considered related if

- it involves the same parties, children, or issues and is pending when the family law case is filed; or
- it affects the court's jurisdiction to proceed; or
- an order in the related case may conflict with an order on the same issues in the new case; or
- an order in the new case may conflict with an order in the earlier case.

This form is used to provide the required notice to the court.

This form should be typed or printed in black ink. It must be **filed** with the **clerk of the circuit court** with the initial pleading in the family law case.

### What should I do next?

A copy of the form must be served on the presiding judges, either the chief judge or the family law administrative judge, and all parties in the related cases. You should also keep a copy for your records. **Service** must be in accordance with Florida Rule of Judicial Administration 2.516.

### Where can I look for more information?

**Before proceeding, you should read "General Information for Self-Represented Litigants" found at the beginning of these forms.** The words that are in "**bold underline**" in these instructions are defined there. For further information, see Florida Rule of Judicial Administration 2.545(d).

### Special notes . . .

Remember, a person who is NOT an attorney is called a nonlawyer. If a nonlawyer helps you fill out these forms, that person must give you a copy of a **Disclosure from Nonlawyer**, Florida

Family Law Rules of Procedure Form 12.900(a), before he or she helps you. A nonlawyer helping you fill out these forms **must** also put his or her name, address, and telephone number on the bottom of the last page of every form he or she helps you complete.

IN THE CIRCUIT COURT OF THE \_\_\_\_\_ JUDICIAL CIRCUIT,  
IN AND FOR \_\_\_\_\_ COUNTY, FLORIDA

Case No.: \_\_\_\_\_

Division: \_\_\_\_\_

\_\_\_\_\_  
Petitioner,  
and

\_\_\_\_\_  
Respondent.

### NOTICE OF RELATED CASES

1. Petitioner submits this Notice of Related Cases as required by Florida Rule of Judicial Administration 2.545(d). A related case may be an open or closed civil, criminal, guardianship, domestic violence, juvenile delinquency, juvenile dependency, or domestic relations case. A case is "related" to this family law case if it involves any of the same parties, children, or issues and it is pending at the time the party files a family case; if it affects the court's jurisdiction to proceed; if an order in the related case may conflict with an order on the same issues in the new case; or if an order in the new case may conflict with an order in the earlier litigation.

[check **one** only]

☐ **There are no related cases.**

☐ **The following are the related cases (add additional pages if necessary):**

#### Related Case No. 1

Case Name(s): \_\_\_\_\_

Petitioner \_\_\_\_\_

Respondent \_\_\_\_\_

Case No.: \_\_\_\_\_ Division: \_\_\_\_\_

Type of Proceeding: [check **all** that apply]

☐ Dissolution of Marriage

☐ Custody

☐ Child Support

☐ Juvenile Dependency

☐ Termination of Parental Rights

☐ Domestic/Sexual/Dating/Repeat

Violence or Stalking Injunctions

☐ Paternity

☐ Adoption

☐ Modification/Enforcement/Contempt Proceedings

☐ Juvenile Delinquency

☐ Criminal

☐ Mental Health

☐ Other {specify} \_\_\_\_\_



State where case was decided or is pending: \_\_\_\_ Florida \_\_\_\_ Other: {specify} \_\_\_\_\_

Name of Court where case was decided or is pending (*for example, Fifth Circuit Court, Marion County, Florida*): \_\_\_\_\_

Title of last Court Order/Judgment (if any): \_\_\_\_\_

Date of Court Order/Judgment (if any): \_\_\_\_\_

Relationship of cases check **all** that apply]:

\_\_\_\_ pending case involves same parties, children, or issues;

\_\_\_\_ may affect court's jurisdiction;

\_\_\_\_ order in related case may conflict with an order in this case;

\_\_\_\_ order in this case may conflict with previous order in related case.

Statement as to the relationship of the cases: \_\_\_\_\_

## **Related Case No. 2**

Case Name(s): \_\_\_\_\_

Petitioner \_\_\_\_\_

Respondent \_\_\_\_\_

Case No.: \_\_\_\_\_ Division: \_\_\_\_\_

Type of Proceeding: [check **all** that apply]

\_\_\_\_ Dissolution of Marriage

\_\_\_\_ Paternity

\_\_\_\_ Custody

\_\_\_\_ Adoption

\_\_\_\_ Child Support

\_\_\_\_ Modification/Enforcement/Contempt Proceedings

\_\_\_\_ Juvenile Dependency

\_\_\_\_ Juvenile Delinquency

\_\_\_\_ Termination of Parental Rights

\_\_\_\_ Criminal

\_\_\_\_ Domestic/Sexual/Dating/Repeat

\_\_\_\_ Mental Health

Violence or Stalking Injunctions

\_\_\_\_ Other {specify} \_\_\_\_\_

State where case was decided or is pending: \_\_\_\_ Florida \_\_\_\_ Other: {specify} \_\_\_\_\_

Name of Court where case was decided or is pending (*for example, Fifth Circuit Court, Marion County, Florida*): \_\_\_\_\_

Title of last Court Order/Judgment (if any): \_\_\_\_\_

Date of Court Order/Judgment (if any): \_\_\_\_\_

Relationship of cases check all that apply]:

\_\_\_\_ pending case involves same parties, children, or issues;

- ☐ may affect court's jurisdiction;  
☐ order in related case may conflict with an order in this case;  
☐ order in this case may conflict with previous order in related case.

Statement as to the relationship of the cases: \_\_\_\_\_  
 \_\_\_\_\_  
 \_\_\_\_\_

**Related Case No. 3**

Case Name(s): \_\_\_\_\_  
 Petitioner \_\_\_\_\_  
 Respondent \_\_\_\_\_  
 Case No.: \_\_\_\_\_ Division: \_\_\_\_\_

Type of Proceeding: [check **all** that apply]

- |   |  |
|---|--|
| <input type="checkbox"/> Dissolution of Marriage          | <input type="checkbox"/> Paternity                                     |
| <input type="checkbox"/> Custody                          | <input type="checkbox"/> Adoption                                      |
| <input type="checkbox"/> Child Support                    | <input type="checkbox"/> Modification/Enforcement/Contempt Proceedings |
| <input type="checkbox"/> Juvenile Dependency              | <input type="checkbox"/> Juvenile Delinquency                          |
| <input type="checkbox"/> Termination of Parental Rights   | <input type="checkbox"/> Criminal                                      |
| <input type="checkbox"/> Domestic/Sexual/Dating/Repeat    | <input type="checkbox"/> Mental Health                                 |
| <input type="checkbox"/> Violence or Stalking Injunctions | <input type="checkbox"/> Other {specify} _____                         |

State where case was decided or is pending: ☐ Florida ☐ Other: {specify} \_\_\_\_\_

Name of Court where case was decided or is pending (*for example, Fifth Circuit Court, Marion County, Florida*): \_\_\_\_\_

Title of last Court Order/Judgment (if any): \_\_\_\_\_

Date of Court Order/Judgment (if any): \_\_\_\_\_

Relationship of cases check all that apply]:

- ☐ pending case involves same parties, children, or issues;  
☐ may affect court's jurisdiction;  
☐ order in related case may conflict with an order in this case;  
☐ order in this case may conflict with previous order in related case.

Statement as to the relationship of the cases: \_\_\_\_\_  
 \_\_\_\_\_  
 \_\_\_\_\_

2. [check **one** only]

☐ I **do not** request coordination of litigation in any of the cases listed above.

\_\_\_\_\_ I **do** request coordination of the following cases: \_\_\_\_\_  
\_\_\_\_\_  
\_\_\_\_\_

3. [check **all** that apply]

\_\_\_\_\_ Assignment to one judge

\_\_\_\_\_ Coordination of existing cases

will conserve judicial resources and promote an efficient determination of these cases  
because:\_\_\_\_\_.

4. The Petitioner acknowledges a continuing duty to inform the court of any cases in this or any other state that could affect the current proceeding.

Dated: \_\_\_\_\_

\_\_\_\_\_  
Petitioner's Signature

Printed Name: \_\_\_\_\_

Address: \_\_\_\_\_

City, State, Zip: \_\_\_\_\_

Telephone Number: \_\_\_\_\_

Fax Number: \_\_\_\_\_

E-mail Address(es): \_\_\_\_\_

## CERTIFICATE OF SERVICE

I **CERTIFY** that I delivered a copy of this Notice of Related Cases to the \_\_\_\_\_ County Sheriff's Department or a certified process server for service on the Respondent, and [**check all used**]  
( ) e-mailed ( ) mailed ( ) hand delivered, a copy to {name}\_\_\_\_\_, who is the  
[**check all that apply**] ( ) judge assigned to new case, ( ) chief judge or family law administrative  
judge, ( ) {name}\_\_\_\_\_ a party to the related case, ( ) {name}  
\_\_\_\_\_, a party to the related case on {date}\_\_\_\_\_.

\_\_\_\_\_  
Signature of Petitioner/Attorney for Petitioner

Printed Name: \_\_\_\_\_

Address: \_\_\_\_\_

City, State, Zip: \_\_\_\_\_

Telephone Number: \_\_\_\_\_

Fax Number: \_\_\_\_\_

E-mail Address(es): \_\_\_\_\_

Florida Bar Number: \_\_\_\_\_

**IF A NONLAWYER HELPED YOU FILL OUT THIS FORM, HE/SHE MUST FILL IN THE BLANKS BELOW:**

[fill in **all** blanks] This form was prepared for the {choose **only one**}: (    ) Petitioner (    ) Respondent.

This form was completed with the assistance of:

{name of individual} \_\_\_\_\_,

{name of business} \_\_\_\_\_,

{address} \_\_\_\_\_,

{city} \_\_\_\_\_ {state} \_\_\_\_\_, {telephone number} \_\_\_\_\_.

**INSTRUCTIONS FOR FLORIDA SUPREME COURT APPROVED FAMILY LAW  
FORM 12.914  
CERTIFICATE OF SERVICE (11/15)**

**When should this form be used?**

After a petition or supplemental petition has been properly served (through either **personal service** or **constructive service**), both parties **must** serve copies of all additional documents or papers they **file** with the clerk on the other **party**, or his or her attorney, if he or she has one. Each time you file a document, you must certify that you provided the other party with a copy. Many of the Florida Family Law Forms already have a place above the signature line for this certification. It looks like this:

I certify that a copy of this document was (    ) mailed (    ) faxed and mailed (    ) e-mailed (    ) hand-delivered to the person(s) listed below on {date} \_\_\_\_\_

**Other party or his/her attorney:**

Name: \_\_\_\_\_

Address: \_\_\_\_\_

City, State, Zip: \_\_\_\_\_

Fax Number: \_\_\_\_\_

Designated E-mail Address(es): \_\_\_\_\_

If a form you are filing has a certificate, you do not need to file a separate **Certificate of Service**, Florida Supreme Court Approved Family Law Form 12.914. However, **each time** you file a document that does **not** have a certificate like the one above, you must file a **Certificate of Service**, Florida Supreme Court Approved Family Law Form 12.914, and serve a copy of the document on the other party.

This form should be typed or printed in black ink. After completing this form (giving the name of each form, document, or paper filed), you should sign the form before a **notary public** or **deputy clerk**. You should file the original with the **clerk of the circuit court** in the county where your case was filed and keep a copy for your records.

**IMPORTANT INFORMATION REGARDING E-FILING**

The Florida Rules of Judicial Administration now require that all petitions, pleadings, and documents be filed electronically except in certain circumstances. **Self-represented litigants may file petitions or other pleadings or documents electronically; however, they are not required to do so.** If you choose to file your pleadings or other documents electronically, you must do so in accordance with Florida Rule of Judicial Administration 2.525, and you must follow the procedures of the judicial circuit in which you file. **The rules and procedures should be carefully read and followed.**

## What should I do next?

The copy you are providing to the other party must be either mailed, e-mailed, or hand-delivered to the opposing party or his or her attorney on the same day indicated on the certificate of service. If it is mailed, it must be postmarked on the date indicated in the certificate of service.

## IMPORTANT INFORMATION REGARDING E-SERVICE ELECTION

After the initial service of process of the petition or supplemental petition by the Sheriff or certified process server, the Florida Rules of Judicial Administration now require that all documents required or permitted to be served on the other party must be served by electronic mail (e-mail) except in certain circumstances. **You must strictly comply with the format requirements set forth in the Rules of Judicial Administration.** If you elect to participate in electronic service, which means serving or receiving pleadings by electronic mail (e-mail), or through the Florida Courts E-Filing Portal, you **must** review Florida Rule of Judicial Administration 2.516. You may find this rule at [www.flcourts.org](http://www.flcourts.org) through the link to the Rules of Judicial Administration provided under either Family Law Forms: Getting Started, or Rules of Court in the A-Z Topical Index.

**SELF-REPRESENTED LITIGANTS MAY SERVE DOCUMENTS BY E-MAIL; HOWEVER, THEY ARE NOT REQUIRED TO DO SO.** If a self-represented litigant elects to serve and receive documents by e-mail, the procedures must always be followed once the initial election is made.

To serve and receive documents by e-mail, you must designate your e-mail addresses by using the **Designation of Current Mailing and E-mail Address**, Florida Supreme Court Approved Family Law Form 12.915, and you must provide your e-mail address on each form on which your signature appears. Please **CAREFULLY** read the rules and instructions for: **Certificate of Service (General)**, Florida Supreme Court Approved Family Law Form 12.914; **Designation of Current Mailing and E-mail Address**, Florida Supreme Court Approved Family Law Form 12.915; and Florida Rule of Judicial Administration 2.516.

## Where can I look for more information?

**Before proceeding, you should read General Information for Self-Represented Litigants found at the beginning of these forms.** For more information, see rule 1.080, Florida Rules of Civil Procedure and rule 12.080, Florida Family Law Rules of Procedure.

## Special notes

Remember, a person who is NOT an attorney is called a nonlawyer. If a nonlawyer helps you fill out these forms, that person must give you a copy of **Disclosure from Nonlawyer**, Florida Family Law Rules of Procedure Form 12.900(a), before he or she helps you. A nonlawyer helping you fill out these forms also **must** put his or her name, address, and telephone number on the bottom of the last page of every form he or she helps you complete.

IN THE CIRCUIT COURT OF THE \_\_\_\_\_ JUDICIAL CIRCUIT,  
IN AND FOR \_\_\_\_\_ COUNTY, FLORIDA

Case No.: \_\_\_\_\_

Division: \_\_\_\_\_

\_\_\_\_\_,  
Petitioner,

and

\_\_\_\_\_,  
Respondent,

### CERTIFICATE OF SERVICE

I certify that a copy of *{name of document(s)}* \_\_\_\_\_

was ( ) mailed ( ) faxed and mailed ( ) e-mailed ( ) hand-delivered to the person listed below on  
{date} \_\_\_\_\_.

**Other party or his/her attorney:**

Name: \_\_\_\_\_

Address: \_\_\_\_\_

City, State, Zip: \_\_\_\_\_

Fax Number: \_\_\_\_\_

Designated E-mail Address(es): \_\_\_\_\_

\_\_\_\_\_

\_\_\_\_\_  
Signature of Party

Printed Name: \_\_\_\_\_

Address: \_\_\_\_\_

City, State, Zip: \_\_\_\_\_

Fax Number: \_\_\_\_\_

Designated E-mail Address(es): \_\_\_\_\_

\_\_\_\_\_

**IF A NONLAWYER HELPED YOU FILL OUT THIS FORM, HE/SHE MUST FILL IN THE BLANKS BELOW:**

[fill in all blanks] This form was prepared for the: *{choose only one}* ( ) Petitioner ( ) Respondent

This form was completed with the assistance of:

{name of individual} \_\_\_\_\_,

{name of business} \_\_\_\_\_,

{address} \_\_\_\_\_,

{city} \_\_\_\_\_, {state} \_\_\_\_\_, {zip code} \_\_\_\_\_, {telephone number} \_\_\_\_\_

**INSTRUCTIONS FOR FLORIDA SUPREME COURT APPROVED FAMILY LAW  
FORM 12.914  
CERTIFICATE OF SERVICE (11/15)**

**When should this form be used?**

After a petition or supplemental petition has been properly served (through either **personal service** or **constructive service**), both parties **must** serve copies of all additional documents or papers they **file** with the clerk on the other **party**, or his or her attorney, if he or she has one. Each time you file a document, you must certify that you provided the other party with a copy. Many of the Florida Family Law Forms already have a place above the signature line for this certification. It looks like this:

I certify that a copy of this document was (    ) mailed (    ) faxed and mailed (    ) e-mailed (    ) hand-delivered to the person(s) listed below on {date} \_\_\_\_\_

**Other party or his/her attorney:**

Name: \_\_\_\_\_

Address: \_\_\_\_\_

City, State, Zip: \_\_\_\_\_

Fax Number: \_\_\_\_\_

Designated E-mail Address(es): \_\_\_\_\_

If a form you are filing has a certificate, you do not need to file a separate **Certificate of Service**, Florida Supreme Court Approved Family Law Form 12.914. However, **each time** you file a document that does **not** have a certificate like the one above, you must file a **Certificate of Service**, Florida Supreme Court Approved Family Law Form 12.914, and serve a copy of the document on the other party.

This form should be typed or printed in black ink. After completing this form (giving the name of each form, document, or paper filed), you should sign the form before a **notary public** or **deputy clerk**. You should file the original with the **clerk of the circuit court** in the county where your case was filed and keep a copy for your records.

**IMPORTANT INFORMATION REGARDING E-FILING**

The Florida Rules of Judicial Administration now require that all petitions, pleadings, and documents be filed electronically except in certain circumstances. **Self-represented litigants may file petitions or other pleadings or documents electronically; however, they are not required to do so.** If you choose to file your pleadings or other documents electronically, you must do so in accordance with Florida Rule of Judicial Administration 2.525, and you must follow the procedures of the judicial circuit in which you file. **The rules and procedures should be carefully read and followed.**



## What should I do next?

The copy you are providing to the other party must be either mailed, e-mailed, or hand-delivered to the opposing party or his or her attorney on the same day indicated on the certificate of service. If it is mailed, it must be postmarked on the date indicated in the certificate of service.

## IMPORTANT INFORMATION REGARDING E-SERVICE ELECTION

After the initial service of process of the petition or supplemental petition by the Sheriff or certified process server, the Florida Rules of Judicial Administration now require that all documents required or permitted to be served on the other party must be served by electronic mail (e-mail) except in certain circumstances. **You must strictly comply with the format requirements set forth in the Rules of Judicial Administration.** If you elect to participate in electronic service, which means serving or receiving pleadings by electronic mail (e-mail), or through the Florida Courts E-Filing Portal, you **must** review Florida Rule of Judicial Administration 2.516. You may find this rule at [www.flcourts.org](http://www.flcourts.org) through the link to the Rules of Judicial Administration provided under either Family Law Forms: Getting Started, or Rules of Court in the A-Z Topical Index.

**SELF-REPRESENTED LITIGANTS MAY SERVE DOCUMENTS BY E-MAIL; HOWEVER, THEY ARE NOT REQUIRED TO DO SO.** If a self-represented litigant elects to serve and receive documents by e-mail, the procedures must always be followed once the initial election is made.

To serve and receive documents by e-mail, you must designate your e-mail addresses by using the **Designation of Current Mailing and E-mail Address**, Florida Supreme Court Approved Family Law Form 12.915, and you must provide your e-mail address on each form on which your signature appears. Please **CAREFULLY** read the rules and instructions for: **Certificate of Service (General)**, Florida Supreme Court Approved Family Law Form 12.914; **Designation of Current Mailing and E-mail Address**, Florida Supreme Court Approved Family Law Form 12.915; and Florida Rule of Judicial Administration 2.516.

## Where can I look for more information?

**Before proceeding, you should read General Information for Self-Represented Litigants found at the beginning of these forms.** For more information, see rule 1.080, Florida Rules of Civil Procedure and rule 12.080, Florida Family Law Rules of Procedure.

## Special notes

Remember, a person who is NOT an attorney is called a nonlawyer. If a nonlawyer helps you fill out these forms, that person must give you a copy of **Disclosure from Nonlawyer**, Florida Family Law Rules of Procedure Form 12.900(a), before he or she helps you. A nonlawyer helping you fill out these forms also **must** put his or her name, address, and telephone number on the bottom of the last page of every form he or she helps you complete.

IN THE CIRCUIT COURT OF THE \_\_\_\_\_ JUDICIAL CIRCUIT,  
IN AND FOR \_\_\_\_\_ COUNTY, FLORIDA

Case No.: \_\_\_\_\_

Division: \_\_\_\_\_

\_\_\_\_\_,  
Petitioner,

and

\_\_\_\_\_,  
Respondent,

### CERTIFICATE OF SERVICE

I certify that a copy of *{name of document(s)}* \_\_\_\_\_

was ( ) mailed ( ) faxed and mailed ( ) e-mailed ( ) hand-delivered to the person listed below on  
{date} \_\_\_\_\_.

**Other party or his/her attorney:**

Name: \_\_\_\_\_

Address: \_\_\_\_\_

City, State, Zip: \_\_\_\_\_

Fax Number: \_\_\_\_\_

Designated E-mail Address(es): \_\_\_\_\_

\_\_\_\_\_

\_\_\_\_\_  
Signature of Party

Printed Name: \_\_\_\_\_

Address: \_\_\_\_\_

City, State, Zip: \_\_\_\_\_

Fax Number: \_\_\_\_\_

Designated E-mail Address(es): \_\_\_\_\_

\_\_\_\_\_

**IF A NONLAWYER HELPED YOU FILL OUT THIS FORM, HE/SHE MUST FILL IN THE BLANKS BELOW:**

[fill in all blanks] This form was prepared for the: *{choose only one}* ( ) Petitioner ( ) Respondent

This form was completed with the assistance of:

{name of individual} \_\_\_\_\_,

{name of business} \_\_\_\_\_,

{address} \_\_\_\_\_,

{city} \_\_\_\_\_, {state} \_\_\_\_\_, {zip code} \_\_\_\_\_, {telephone number} \_\_\_\_\_

# INSTRUCTIONS FOR FLORIDA FAMILY LAW RULES OF PROCEDURE FORM 12.932, CERTIFICATE OF COMPLIANCE WITH MANDATORY DISCLOSURE (09/12)

## When should this form be used?

**Mandatory disclosure** requires each **party** in a **dissolution of marriage** case to provide the other party with certain financial information and documents. These documents must be served on the other party within 45 days of **service** of the petition for **dissolution of marriage** or supplemental petition for modification on the **respondent**. The mandatory disclosure rule applies to all original and **supplemental** dissolution of marriage cases, except simplified dissolution of marriage cases and cases where the respondent is served by **constructive service** and does not answer. You should use this form to notify the court and the other party that you have complied with the mandatory disclosure rule.

Each party must provide the other party with the documents listed in section 2 of this form if the relief being sought is permanent regardless of whether it is an initial or supplemental proceeding. **ONLY THE ORIGINAL OF THE COMPLETED FORM IS FILED WITH THE COURT. EXCEPT FOR THE FINANCIAL AFFIDAVIT AND CHILD SUPPORT GUIDELINES WORKSHEET, NO DOCUMENTS SHALL BE FILED IN THE COURT FILE WITHOUT A PRIOR COURT ORDER. THE DOCUMENTS LISTED ON THE FORM ARE TO BE GIVEN TO THE OTHER PARTY.** If your individual gross annual income is under \$50,000, you should complete the **Family Law Financial Affidavit (Short Form)**, Florida Family Law Rules of Procedure Form 12.902(b). If your individual gross annual income is \$50,000 or more, you should complete the **Family Law Financial Affidavit (Long Form)**, Florida Family Law Rules of Procedure Form 12.902(c).

In addition, there are separate mandatory disclosure requirements that apply to **temporary financial hearings**, which are listed in section 1 of this form. The party seeking temporary financial relief must serve these documents on the other party with the notice of temporary financial hearing. The responding party must serve the required documents on the party seeking temporary relief. Service by e-mail **or** mail shall be at least 7 days before the temporary financial relief hearing. Service by delivery shall be no later than 5:00 p.m., 2 business days before the hearing. Any documents that have already been served under the requirements for temporary or initial proceedings do not need to be reserved again in the same proceeding. If a supplemental petition is filed, seeking modification, then the mandatory disclosure requirements begin again.

This form should be typed or printed in black ink. After completing this form, you should **file** the original with the **clerk of the circuit court** in the county where your case is filed and keep a copy for your records. A copy of this form must be served on any other party in your case. **Service** must be in accordance with Florida Rule of Judicial Administration 2.516.

## What should I do next?

After you have provided the other party all of the financial information and documents and have filed this form certifying that you have complied with this rule, you are under a continuing duty to promptly give the other party any information or documents that change your financial status or that make the information already provided inaccurate. You should not file with the clerk any of the documents listed in the certificate of compliance other than the financial affidavit and the child support guidelines worksheet. Refer to the instructions regarding the **petition** in your case to determine how you should proceed after filing this form.

## Where can I look for more information?

**Before proceeding, you should read “General Information for Self-Represented Litigants” found at the beginning of these forms.** The words that are in **bold underline** in these instructions are defined there. For further information, see Florida Family Law Rule of Procedure 12.285.

## Special notes...

You may provide copies of required documents; however, the originals must be produced for inspection if the other party requests to see them.

Although the financial affidavits are based on individual gross income, either party may ask the other party to complete the **Family Law Financial Affidavit (Long Form)**, Florida Family Law Rules of Procedure Form 12.902(c), by serving the appropriate interrogatory form. (See **Standard Family Law Interrogatories**, Florida Family Law Rules of Procedure Form 12.930(b) (original proceedings) or (c) (modification proceedings)).

Any portion of the mandatory disclosure rule may be modified by order of the **judge** or agreement of the parties. Therefore, you and your **spouse** may agree that you will not require each other to produce the documents required under the mandatory disclosure rule. This exception does **not** apply to the **Financial Affidavit**, Family Law Rules of Procedure Form 12.902(b) or (c), which is required in all cases and cannot be waived.

Remember, a person who is NOT an attorney is called a nonlawyer. If a nonlawyer helps you fill out these forms, that person must give you a copy of a **Disclosure from Nonlawyer**, Florida Family Law Rules of Procedure Form 12.900(a), before he or she helps you. A nonlawyer helping you fill out these forms also **must** put his or her name, address, and telephone number on the bottom of the last page of every form he or she helps you complete.

IN THE CIRCUIT COURT OF THE THIRTEENTH JUDICIAL CIRCUIT,  
IN AND FOR HILLSBOROUGH COUNTY, FLORIDA

Case No.: \_\_\_\_\_  
Division: \_\_\_\_\_

\_\_\_\_\_  
Petitioner,

and

\_\_\_\_\_  
Respondent.

**CERTIFICATE OF COMPLIANCE WITH MANDATORY DISCLOSURE**

**ONLY THE ORIGINAL OF THIS COMPLETED FORM IS  
FILED WITH THE COURT. EXCEPT FOR THE FINANCIAL  
AFFIDAVIT AND CHILD SUPPORT GUIDELINES WORKSHEET,  
NO DOCUMENTS SHALL BE FILED IN THE COURT FILE  
WITHOUT A PRIOR COURT ORDER. THE DOCUMENTS  
LISTED BELOW ARE TO BE GIVEN TO THE OTHER PARTY.**

I, {full legal name} \_\_\_\_\_, certify that I have complied  
with the mandatory disclosure required by Florida Family Law Rule 12.285 as follows:

**1. FOR TEMPORARY FINANCIAL RELIEF, ONLY:**

The date the following documents were served: \_\_\_\_\_.

[Check **all** that apply]

- a. \_\_\_\_\_ Financial Affidavit
  - ( ) Florida Family Law Rules of Procedure Form 12.902(b) (short form)
  - ( ) Florida Family Law Rules of Procedure Form 12.902(c) (long form)
- b. \_\_\_\_\_ All personal (1040) federal tax, gift tax, and intangible personal property tax  
returns for the preceding year; **or**
  - ( ) Transcript of tax return as provided by IRS form 4506-T; **or**
  - ( ) IRS forms W-2, 1099, and K-1 for the past year because the income tax return  
for the past year has not been prepared.
- c. \_\_\_\_\_ Pay stubs or other evidence of earned income for the 3 months before the service of the  
financial affidavit.

**2. FOR INITIAL, SUPPLEMENTAL, AND PERMANENT FINANCIAL RELIEF:**

The date the following documents were served: \_\_\_\_\_.

[Check **all** that apply]

- a. \_\_\_\_\_ Financial Affidavit
  - ( ) Florida Family Law Rules of Procedure Form 12.902(b) (short form)

- ( ) Florida Family Law Rules of Procedure Form 12.902(c) (long form)
- b. \_\_\_\_ All personal (1040) federal and state income tax returns, gift tax returns, and intangible personal property tax returns for the preceding 3 years;  
( ) IRS forms W-2, 1099, and K-1 for the past year because the income tax return for the past year has not been prepared.
- c. \_\_\_\_ Pay stubs or other evidence of earned income for the 3 months before the service of the financial affidavit.
- d. \_\_\_\_ A statement identifying the source and amount of all income for the 3 months before the service of the financial affidavit, if not reflected on the pay stubs produced.
- e. \_\_\_\_ All loan applications and financial statements prepared for any purpose or used for any purpose within the 12 months preceding the service of the financial affidavit.
- f. \_\_\_\_ All deeds to real estate in which I presently own or owned an interest within the past 3 years. All promissory notes in which I presently own or owned an interest within the last 12 months. All present leases in which I own an interest.
- g. \_\_\_\_ All periodic statements for the last 3 months for all checking accounts and for the last year for all savings accounts, money market funds, certificates of deposit, etc.
- h. \_\_\_\_ All brokerage account statements for the last 12 months.
- i. \_\_\_\_ Most recent statement for any pension, profit sharing, deferred compensation, or retirement plan (for example, IRA, 401(k), 403(b), SEP, KEOGH, etc.) and summary plan description for any such plan in which I am a participant or alternate payee.
- j. \_\_\_\_ The declaration page, the last periodic statement, and the certificate for any group insurance for all life insurance policies insuring my life or the life of me or my spouse.
- k. \_\_\_\_ All health and dental insurance cards covering either me or my spouse and/or our dependent child(ren).
- l. \_\_\_\_ Corporate, partnership, and trust tax returns for the last 3 tax years, in which I have an ownership or interest greater than or equal to 30%.
- m. \_\_\_\_ All credit card and charge account statements and other records showing my (our) indebtedness as of the date of the filing of this action and for the prior 3 months. All promissory notes on which I presently owe or owned within the past year. All lease agreements I presently owe.
- n. \_\_\_\_ All premarital and marital agreements between the parties to this case.
- o. \_\_\_\_ If a modification proceeding, all written agreements entered into between the parties at any time since the order to be modified was entered.
- p. \_\_\_\_ All documents and tangible evidence relating to claims for an unequal distribution of marital property, enhancement or appreciation in nonmarital property, or nonmarital status of an asset or debt.
- q. \_\_\_\_ Any court order directing that I pay or receive spousal support (alimony) or child support.

I certify that a copy of this document was [check all used]: ( ) e-mailed ( ) mailed  
( ) faxed ( ) hand delivered to the person(s) listed below on {date}\_\_\_\_\_.

**Other party or his/her attorney:**

Name: \_\_\_\_\_

Address: \_\_\_\_\_

City, State, Zip: \_\_\_\_\_

Fax Number: \_\_\_\_\_

E-mail Address(es): \_\_\_\_\_

I understand that I am swearing or affirming under oath to the accuracy of my compliance with the mandatory disclosure requirements of Florida Family Law Rule of Procedure 12.285 and that, unless otherwise indicated with specificity, this disclosure is complete. I further understand that the punishment for knowingly making a false statement or incomplete disclosure includes fines and/or imprisonment.

\_\_\_\_\_  
Signature of Party  
Printed Name: \_\_\_\_\_  
Address: \_\_\_\_\_  
City, State, Zip: \_\_\_\_\_  
Telephone Number: \_\_\_\_\_  
Fax Number: \_\_\_\_\_  
E-mail Address(es): \_\_\_\_\_

STATE OF FLORIDA  
COUNTY OF \_\_\_\_\_

Sworn to or affirmed and signed before me on \_\_\_\_\_ by \_\_\_\_\_.

\_\_\_\_\_  
NOTARY PUBLIC or DEPUTY CLERK

[Print, type, or stamp commissioned name of notary or clerk.]

\_\_\_\_\_ Personally known  
\_\_\_\_\_ Produced identification  
\_\_\_\_\_ Type of identification produced \_\_\_\_\_

**IF A NONLAWYER HELPED YOU FILL OUT THIS FORM, HE/SHE MUST FILL IN THE BLANKS BELOW:**

[fill in **all** blanks] This form was prepared for the: {choose only **one**} ( ) Petitioner ( ) Respondent

This form was completed with the assistance of:

{name of individual} \_\_\_\_\_,  
{name of business} \_\_\_\_\_,  
{address} \_\_\_\_\_,  
{city} \_\_\_\_\_, {state} \_\_\_\_\_, {telephone number} \_\_\_\_\_.

# INSTRUCTIONS FOR FLORIDA SUPREME COURT APPROVED FAMILY LAW FORM 12.912(b), AFFIDAVIT OF MILITARY SERVICE (11/15)

## When should this form be used?

An Affidavit of Military Service is required in every case where the Respondent has not filed an answer or appearance. The purpose is to protect the men and women serving in the U.S. military from having a court judgment entered against them without first receiving notice of the lawsuit and a chance to defend the case.

### You should use this form when ALL of the following statements are true:

- The other person in your case has been served, whether by personal service or constructive service.
- The other person in your case has not responded to your petition.
- You are requesting that the court enter a default judgment against the other person.

This form should be typed or printed in black ink. After completing this form, you should sign the form before a notary public or deputy clerk. You must file the original of this form with the clerk of the circuit court when you file your **Motion for Default**, Florida Supreme Court Approved Family Law Form 12.922(a). You must also attach copies of all verifications of nonmilitary service that you received from each branch of the United States' military service. You should keep a copy for your records.

## IMPORTANT INFORMATION REGARDING E-FILING

The Florida Rules of Judicial Administration now require that all petitions, pleadings, and documents be filed electronically except in certain circumstances. **Self-represented litigants may file petitions or other pleadings or documents electronically; however, they are not required to do so.** If you choose to file your pleadings or other documents electronically, you must do so in accordance with Florida Rule of Judicial Administration 2.525, and you must follow the procedures of the judicial circuit in which you file. **The rules and procedures should be carefully read and followed.**

## IMPORTANT INFORMATION REGARDING E-SERVICE ELECTION

After the initial service of process of the petition or supplemental petition by the Sheriff or certified process server, the Florida Rules of Judicial Administration now require that all documents required or permitted to be served on the other party must be served by electronic mail (e-mail) except in certain circumstances. **You must strictly comply with the format requirements set forth in the Rules of Judicial Administration.** If you elect to participate in electronic service, which means serving or receiving pleadings by electronic mail (e-mail), or through the Florida Courts E-Filing Portal, you **must** review Florida Rule of Judicial Administration 2.516. You may find this rule at [www.flcourts.org](http://www.flcourts.org) through the link to the Rules of Judicial Administration provided under either Family Law Forms: Getting Started, or Rules of Court in the A-Z Topical Index.

**SELF-REPRESENTED LITIGANTS MAY SERVE DOCUMENTS BY E-MAIL; HOWEVER, THEY ARE NOT REQUIRED TO DO SO.** If a self-represented litigant elects to serve and receive documents by e-mail, the procedures must always be followed once the initial election is made.



To serve and receive documents by e-mail, you must designate your e-mail addresses by using the **Designation of Current Mailing and E-mail Address**, Florida Supreme Court Approved Family Law Form 12.915, and you must provide your e-mail address on each form on which your signature appears. Please **CAREFULLY** read the rules and instructions for: **Certificate of Service (General)**, Florida Supreme Court Approved Family Law Form 12.914; **Designation of Current Mailing and E-mail Address**, Florida Supreme Court Approved Family Law Form 12.915; and Florida Rule of Judicial Administration 2.516.

### **Special notes...**

Remember, a person who is NOT an attorney is called a nonlawyer. If a nonlawyer helps you fill out these forms, that person must give you a copy of **Disclosure from Nonlawyer**, Florida Family Law Rules of Procedure Form 12.900 (a), before he or she helps you. A nonlawyer helping you fill out these forms also **must** put his or her name, address, and telephone number on the bottom of the last page of every form he or she helps you complete.

IN THE CIRCUIT COURT OF THE \_\_\_\_\_ JUDICIAL CIRCUIT,  
IN AND FOR \_\_\_\_\_ COUNTY, FLORIDA

Case No.: \_\_\_\_\_

Division: \_\_\_\_\_

\_\_\_\_\_,  
Petitioner,

and

\_\_\_\_\_,  
Respondent,

### **AFFIDAVIT OF MILITARY SERVICE**

I, {full legal name} \_\_\_\_\_, am the Petitioner in this case. To support my application for a default judgment and to comply with the Servicemembers Civil Relief Act (SCRA) (formerly known as Soldiers' and Sailors' Civil Relief Act of 1940), I swear or affirm that the following information is true:

***{Please choose only one}***

1. \_\_\_\_\_ I know of my own personal knowledge that the Respondent **IS** on active duty in the military service of the United States.
2. \_\_\_\_\_ I know of my own personal knowledge that Respondent **IS NOT** now on active duty in the military service of the United States, nor has the Respondent been on active military service of the United States within a period of thirty (30) days immediately before this date. "Active Service" includes reserve members of the Army, Navy, Air Force, Coast Guard, and Marines who have been ordered to report for active duty and members of the Florida National Guard who have been ordered to report to active duty for a period of more than thirty (30) days.
3. \_\_\_\_\_ I have contacted the military services of the United States and the U.S. Public Health Service and have obtained certificates showing that the Respondent is not on active duty status. These certificates are attached.
4. \_\_\_\_\_ I have attempted to determine the military status of the Respondent, but do not have sufficient information. This is what I have done to determine whether or not Respondent is on active duty in the United States military:

\_\_\_\_\_  
\_\_\_\_\_  
\_\_\_\_\_  
\_\_\_\_\_

I have no reason to believe that s/he is on active duty at this time.

I understand that I am swearing or affirming under oath to the truthfulness of the claims made in this affidavit and that the punishment for knowingly making a false statement includes fines and/or imprisonment.

Dated: \_\_\_\_\_

\_\_\_\_\_  
Signature of Petitioner

Printed Name: \_\_\_\_\_

Address: \_\_\_\_\_

City, State, Zip: \_\_\_\_\_

Telephone Number: \_\_\_\_\_

Fax Number: \_\_\_\_\_

Designated E-mail Address(es): \_\_\_\_\_

\_\_\_\_\_

STATE OF FLORIDA

COUNTY OF \_\_\_\_\_

Sworn to or affirmed and signed before me on \_\_\_\_\_ by \_\_\_\_\_.

\_\_\_\_\_  
NOTARY PUBLIC or DEPUTY CLERK

\_\_\_\_\_  
*[Print, type, or stamp commissioned name of notary or clerk.]*

\_\_\_\_\_ Personally known

\_\_\_\_\_ Produced identification

\_\_\_\_\_ Type of identification produced \_\_\_\_\_.

**IF A NONLAWYER HELPED YOU FILL OUT THIS FORM, HE/SHE MUST FILL IN THE BLANKS BELOW:**

[fill in **all** blanks] This form was prepared for the Petitioner.

This form was completed with the assistance of:

{name of individual}, \_\_\_\_\_,

{name of business} \_\_\_\_\_,

{address} \_\_\_\_\_,

{city} \_\_\_\_\_, {state} \_\_\_\_\_, {zip code} \_\_\_\_\_, {telephone number} \_\_\_\_\_.

# INSTRUCTIONS FOR FLORIDA SUPREME COURT APPROVED FAMILY LAW FORMS 12.922(a), MOTION FOR DEFAULT, AND 12.922(b), DEFAULT (11/15)

## When should these forms be used?

If the other **party** has failed to **file** or **serve** any documents within 20 days after the date of service of your **petition**, you may ask the **clerk of the circuit court** to enter a **default** against him or her by filling out this form and filing it with the court. Generally, a default allows you to obtain an earlier **final hearing** to finish your case. Once the default is signed by the clerk, you can request a **trial** or final hearing in your case.

To obtain a default, you will need to complete **Motion for Default**, Florida Supreme Court Approved Family Law Form 12.922(a). You will then need to file your motion for default along with the **Default**, Florida Supreme Court Approved Family Law Form 12.922(b), so that the clerk can enter a default for you if your motion is proper.

This form should be typed or printed in black ink. After completing this form, you should file the original with the **clerk of the circuit court** in the county where you filed your petition and keep a copy for your records.

## IMPORTANT INFORMATION REGARDING E-FILING

The Florida Rules of Judicial Administration now require that all petitions, pleadings, and documents be filed electronically except in certain circumstances. **Self-represented litigants may file petitions or other pleadings or documents electronically; however, they are not required to do so.** If you choose to file your pleadings or other documents electronically, you must do so in accordance with Florida Rule of Judicial Administration 2.525, and you must follow the procedures of the judicial circuit in which you file. **The rules and procedures should be carefully read and followed.**

## What should I do next?

After the default has been entered, you must ask for a hearing, so that the **judge** can consider your petition. To do this, you must contact the clerk's office, **family law intake staff**, or **judicial assistant** to schedule a hearing and file a **Notice of Hearing (General)**, Florida Supreme Court Approved Family Law Form 12.923, with the clerk. A copy of the notice of hearing must be mailed, e-mailed, or hand-delivered to each party in the case. **You must send a notice of final hearing to the defaulted party.**

## IMPORTANT INFORMATION REGARDING E-SERVICE ELECTION

After the initial service of process of the petition or supplemental petition by the Sheriff or certified process server, the Florida Rules of Judicial Administration now require that all documents required or permitted to be served on the other party must be served by electronic mail (e-mail) except in certain circumstances. **You must strictly comply with the format requirements set forth in the Rules of Judicial Administration.** If you elect to participate in electronic service, which means serving or receiving pleadings by electronic mail (e-mail), or through the Florida Courts E-Filing Portal, you **must**

review Florida Rule of Judicial Administration 2.516. You may find this rule at [www.flcourts.org](http://www.flcourts.org) through the link to the Rules of Judicial Administration provided under either Family Law Forms: Getting Started, or Rules of Court in the A-Z Topical Index.

**SELF-REPRESENTED LITIGANTS MAY SERVE DOCUMENTS BY E-MAIL; HOWEVER, THEY ARE NOT REQUIRED TO DO SO.** If a self-represented litigant elects to serve and receive documents by e-mail, the procedures must always be followed once the initial election is made.

To serve and receive documents by e-mail, you must designate your e-mail addresses by using the **Designation of Current Mailing and E-mail Address**, Florida Supreme Court Approved Family Law Form 12.915, and you must provide your e-mail address on each form on which your signature appears. Please **CAREFULLY** read the rules and instructions for: **Certificate of Service (General)**, Florida Supreme Court Approved Family Law Form 12.914; **Designation of Current Mailing and E-mail Address**, Florida Supreme Court Approved Family Law Form 12.915; and Florida Rule of Judicial Administration 2.516.

### **Where can I look for more information?**

**Before proceeding, you should read General Information for Self-Represented Litigants found at the beginning of these forms.** For further information, see Florida Rules of Civil Procedure 1.500, concerning defaults and Rule 1.140, concerning the time within which a party can file an answer or other responsive pleading to a petition. See also Florida Family Law Rule of Procedure 12.080.

### **Special notes...**

Remember, a person who is NOT an attorney is called a nonlawyer. If a nonlawyer helps you fill out these forms, that person must give you a copy of **Disclosure from Nonlawyer**, Florida Family Law Rules of Procedure Form 12.900 (a), before he or she helps you. A nonlawyer helping you fill out these forms also **must** put his or her name, address, and telephone number on the bottom of the last page of every form he or she helps you complete.

IN THE CIRCUIT COURT OF THE \_\_\_\_\_ JUDICIAL CIRCUIT,  
IN AND FOR \_\_\_\_\_ COUNTY, FLORIDA

Case No.: \_\_\_\_\_

Division: \_\_\_\_\_

\_\_\_\_\_,  
Petitioner,

and

\_\_\_\_\_,  
Respondent,

## MOTION FOR DEFAULT

TO THE CLERK OF THE CIRCUIT COURT:

**PLEASE ENTER A DEFAULT AGAINST RESPONDENT WHO HAS FAILED TO RESPOND TO THE PETITION.**

I certify that a copy of this document was ( ) mailed ( ) faxed and mailed ( ) e-mailed ( ) hand-delivered to the person(s) listed below on {date} \_\_\_\_\_.

**Other party or his/her attorney:**

Name: \_\_\_\_\_

Address: \_\_\_\_\_

City, State, Zip: \_\_\_\_\_

Fax Number: \_\_\_\_\_

Designated E-mail Address(es): \_\_\_\_\_

\_\_\_\_\_

\_\_\_\_\_  
Signature of Party

Printed Name: \_\_\_\_\_

Address: \_\_\_\_\_

City, State, Zip: \_\_\_\_\_

Telephone Number: \_\_\_\_\_

Fax Number: \_\_\_\_\_

Designated E-mail Address(es): \_\_\_\_\_

\_\_\_\_\_

**IF A NONLAWYER HELPED YOU FILL OUT THIS FORM, HE/SHE MUST FILL IN THE BLANKS BELOW:**

[fill in **all** blanks] This form was prepared for the: *{choose only one}* (    ) Petitioner (    ) Respondent

This form was completed with the assistance of:

*{name of individual }* \_\_\_\_\_,

*{name of business}* \_\_\_\_\_,

*{address}* \_\_\_\_\_,

*{city}* \_\_\_\_\_, *{state}* \_\_\_\_\_, *{zip code}* \_\_\_\_\_, *{telephone number}* \_\_\_\_\_.

IN THE CIRCUIT COURT OF THE \_\_\_\_\_ JUDICIAL CIRCUIT,  
IN AND FOR \_\_\_\_\_ COUNTY, FLORIDA

Case No.: \_\_\_\_\_

Division: \_\_\_\_\_

\_\_\_\_\_,  
Petitioner,

and

\_\_\_\_\_,  
Respondent,

## DEFAULT

A default is entered in this action against Respondent for failure to serve or file a response or any paper as is required by law.

Dated: \_\_\_\_\_

CLERK OF THE CIRCUIT COURT

(SEAL)

By: \_\_\_\_\_  
Deputy Clerk

I certify that a copy of this document was ( ) mailed ( ) faxed and mailed ( ) e-mailed ( ) hand-delivered to the person(s) listed below on {date} \_\_\_\_\_.

### Other party or his/her attorney:

Name: \_\_\_\_\_

Address: \_\_\_\_\_

City, State, Zip: \_\_\_\_\_

Fax Number: \_\_\_\_\_

Designated E-mail Address(es): \_\_\_\_\_

\_\_\_\_\_

\_\_\_\_\_  
Signature of Party

Printed Name: \_\_\_\_\_

Address: \_\_\_\_\_

City, State, Zip: \_\_\_\_\_

Telephone Number: \_\_\_\_\_

Fax Number: \_\_\_\_\_

Designated E-mail Address(es): \_\_\_\_\_

\_\_\_\_\_



**IF A NONLAWYER HELPED YOU FILL OUT THIS FORM, HE/SHE MUST FILL IN THE BLANKS BELOW:**

[fill in **all** blanks] This form was prepared for the: *{choose only one}* (    ) Petitioner (    ) Respondent

This form was completed with the assistance of:

*{name of individual }* \_\_\_\_\_,

*{name of business}* \_\_\_\_\_,

*{address}* \_\_\_\_\_,

*{city}* \_\_\_\_\_, *{state}* \_\_\_\_\_, *{zip code}* \_\_\_\_\_, *{telephone number}* \_\_\_\_\_.

# INSTRUCTIONS FOR FLORIDA SUPREME COURT APPROVED FAMILY LAW FORM 12.943, MOTION TO DEVIATE FROM CHILD SUPPORT GUIDELINES (05/12)

## When should this form be used?

Child support in Florida is determined by the child support guidelines found in section 61.30, Florida Statutes. The court, at its discretion, may raise or lower the child support guidelines amount by up to 5%. In addition, the court may raise or lower the guidelines support amount by more than 5%, if written reasons are given for the adjustment. The court may make these additional adjustments based on certain considerations, which are reflected in this form. You should review this form to determine if any of the reasons for adjusting the child support guidelines amount apply to your situation and you should complete this form **only** if you want the court to order **more child support or less child support** than the amount required by the child support guidelines.

This form should be typed or printed in black ink. After completing this form, you should **file** the original with the **clerk of the circuit court** in the county where your case is filed and keep a copy for your records. Because you are filing the **petition** in this proceeding, you are also referred to as the **petitioner** and the other **party** as the **respondent**.

## What should I do next?

A copy of this form must be mailed **or** hand delivered to the other party in your case.

## Where can I look for more information?

**Before proceeding, you should read General Information for Self-Represented Litigants found at the beginning of these forms.** For further information, see section 61.30, Florida Statutes.

## Special notes...

More information on the child support guidelines as well as a chart for converting income and expenses to monthly amounts if paid or incurred on other than a monthly basis is contained in the instructions to **Florida Family Law Financial Affidavit**, Florida Family Law Rules of Procedure Form 12.902(b) or (c), and the **Child Support Guidelines Worksheet**, Florida Family Law Rules of Procedure Form 12.902(e).

With this form you must also file the following, if not already filed:

- **Florida Family Law Financial Affidavit**, Florida Family Law Rules of Procedure Form 12.902(b) or (c).
- **Child Support Guidelines Worksheet**, Florida Family Law Rules of Procedure Form 12.902(e). (If you do not know the other party's income, you should file this worksheet as soon as you receive a copy of his or her **financial affidavit**.)

Remember, a person who is NOT an attorney is called a nonlawyer. If a nonlawyer helps you fill out these forms, that person must give you a copy of **Disclosure from Nonlawyer**, Florida Family Law Rules

of Procedure Form 12.900 (a), before he or she helps you. A nonlawyer helping you fill out these forms also **must** put his or her name, address, and telephone number on the bottom of the last page of every form he or she helps you complete.

IN THE CIRCUIT COURT OF THE THIRTEENTH JUDICIAL CIRCUIT,  
IN AND FOR HILLSBOROUGH COUNTY, FLORIDA

Case No.: \_\_\_\_\_

Division: \_\_\_\_\_

\_\_\_\_\_,  
Petitioner,

and

\_\_\_\_\_,  
Respondent.

**MOTION TO DEVIATE FROM CHILD SUPPORT GUIDELINES**

( ) Petitioner ( ) Respondent requests that the Court enter an order granting the following:

**SECTION I**

[Choose only **one**]

- A. \_\_\_ **MORE** child support than the amount required by the child support guidelines. The Court should order MORE child support than the amount required by the child support guidelines because of:

[Choose **all** that apply to your situation]

1. \_\_\_ Extraordinary medical, psychological, educational, or dental expenses;
2. \_\_\_ Seasonal variations in one or both parent's income or expenses
3. \_\_\_ Age(s) of the child(ren), taking into account the greater needs of older child(ren);
4. \_\_\_ Special needs, such as costs that may be associated with the disability of a child or child(ren), that have traditionally been met within the family budget even though the fulfilling of those needs will cause support to exceed the presumptive amount established by the guidelines;
5. \_\_\_ Total available assets of obligee, obligor, and the child(ren);
6. \_\_\_ Impact of the Internal Revenue Service Child & Dependent Care Tax Credit, Earned Income Tax Credit, and dependency exemption and waiver of that exemption;
7. \_\_\_ The Parenting Plan, such as where the child or children spend a significant amount of time, but less than 20 percent of the overnights, with one parent, thereby reducing the financial expenditures incurred by the other parent, or the refusal of a parent to become involved in the activities of the child(ren) has increased the financial expenditure incurred by the obligee;
8. \_\_\_ The obligee parent's low income and ability to maintain the basic necessities of the home for the child(ren);
9. \_\_\_ The likelihood that either parent will actually exercise the time-sharing schedule set forth in the parenting plan and/or whether all the children are exercising the same time-sharing schedule;
10. \_\_\_ Any other adjustment that is needed to achieve an equitable result, which may include reasonable and necessary expenses or debts jointly incurred during the marriage.

Explain any items marked above: \_\_\_\_\_

- B.      **LESS** child support than the amount required by the child support guidelines. The Court should order LESS child support than the amount required by the child support guidelines because of:

[Choose **all** that apply to your situation]

1.      Extraordinary medical, psychological, educational, or dental expenses;
2.      Independent income of child(ren), excluding the child(ren)'s SSI (supplemental security income)
3.      Payment of support for a parent which has been regularly paid and for which there is a demonstrated need;
4.      Seasonal variations in one or both parent's income or expenses;
5.      Age of the child(ren), taking into account the greater needs of older child(ren);
6.      Total available assets of obligee, obligor, and child(ren);
7.      Impact of the Internal Revenue Service Child & Dependent Care Tax Credit, Earned Income Tax Credit, and dependency exemption and waiver of that exemption;
8.      Application of the child support guidelines which requires the obligor to pay more than 55% of gross income for a single support order;
9.      Residency of subsequently born or adopted child(ren) with the obligor, include consideration of the subsequent spouse's income;
10.      The Parenting Plan, where the child(ren) spend a significant amount of time, but less than 20 percent of the overnights, with one parent, thereby reducing the financial expenditures incurred by the other parent; or the refusal of a parent to become involved in the activities of the child(ren) has reduced the financial expenditure of that parent;
11.      Any other adjustment that is needed to achieve an equitable result, which may include reasonable and necessary expenses or debts jointly incurred during the marriage.

Explain any items marked above: \_\_\_\_\_  
\_\_\_\_\_  
\_\_\_\_\_.

## SECTION II. INCOME AND ASSETS OF CHILD(REN) COMMON TO BOTH PARTIES

List the total of any independent income or assets of the child(ren) common to both parties (income from Social Security, gifts, stocks/bonds, employment, trust fund(s), investment(s), etc.). Attach an explanation.

<b>TOTAL VALUE OF ASSETS OF CHILD(REN)</b>	<b>\$</b> _____
<b>TOTAL MONTHLY INCOME OF CHILD(REN)</b>	<b>\$</b> _____

## SECTION III. EXPENSES FOR CHILD(REN) COMMON TO BOTH PARTIES

All amounts must be MONTHLY. See the instructions with this form to figure out money amounts for anything that is NOT paid monthly. Attach more paper, if needed. Items included under other should be listed separately with separate dollar amounts.

1. \$ \_\_\_\_\_ Monthly nursery, babysitting, or other child care
2. \$ \_\_\_\_\_ Monthly after-school care
3. \$ \_\_\_\_\_ Monthly school tuition
4. \$ \_\_\_\_\_ Monthly school supplies, books, and fees
5. \$ \_\_\_\_\_ Monthly after-school activities

6. \$ \_\_\_\_\_ Monthly lunch money
7. \$ \_\_\_\_\_ Monthly private lessons/tutoring
8. \$ \_\_\_\_\_ Monthly allowance
9. \$ \_\_\_\_\_ Monthly clothing
10. \$ \_\_\_\_\_ Monthly uniforms
11. \$ \_\_\_\_\_ Monthly entertainment (movies, birthday parties, etc.)
12. \$ \_\_\_\_\_ Monthly health and dental insurance premiums
13. \$ \_\_\_\_\_ Monthly medical, dental, prescription charges (unreimbursed)
14. \$ \_\_\_\_\_ Monthly psychiatric/psychological/counselor (unreimbursed)
15. \$ \_\_\_\_\_ Monthly orthodontic (unreimbursed)
16. \$ \_\_\_\_\_ Monthly grooming
17. \$ \_\_\_\_\_ Monthly non-prescription medications/cosmetics/toiletries/sundries
18. \$ \_\_\_\_\_ Monthly gifts from children to others (other children, relatives, teachers, etc.)
19. \$ \_\_\_\_\_ Monthly camp or other summer activities
20. \$ \_\_\_\_\_ Monthly clubs (Boy/Girl Scouts, etc.) or recreational fees
21. \$ \_\_\_\_\_ Monthly visitation expenses (for nonresidential parent)

Explain: \_\_\_\_\_

22. \$ \_\_\_\_\_ Monthly insurance (life, etc.) {explain}: \_\_\_\_\_

Other {explain}: \_\_\_\_\_

23. \_\_\_\_\_

24. \_\_\_\_\_

25. \_\_\_\_\_

26. \$ \_\_\_\_\_ **TOTAL EXPENSES FOR CHILD(REN) COMMON TO BOTH PARTIES**

(add lines 1 through 25)

I have filed, will file, or am filing with this form the following additional documents:

1. Florida Family Law Family Law Financial Affidavit, Florida Family Law Rules of Procedure Form 12.902(b) or (c).
2. Child Support Guidelines Worksheet, Florida Family Law Rules of Procedure Form 12.902(e).

I certify that a copy of this document was [Choose all used]( ☐ ) mailed ( ☐ ) faxed ( ☐ ) emailed ( ☐ ) hand delivered to the person(s) listed below on {date} \_\_\_\_\_.

**Other party or his/her attorney:**

Name: \_\_\_\_\_

Address: \_\_\_\_\_

City, State, Zip: \_\_\_\_\_

Fax Number: \_\_\_\_\_

Email Address: \_\_\_\_\_

**I understand that I am swearing or affirming under oath to the truthfulness of the claims made in this motion and that the punishment for knowingly making a false statement includes fines and/or imprisonment.**

Dated: \_\_\_\_\_

Signature \_\_\_\_\_

Printed Name: \_\_\_\_\_

Address: \_\_\_\_\_

City, State, Zip: \_\_\_\_\_

Telephone Number: \_\_\_\_\_

Fax Number: \_\_\_\_\_

Email Address: \_\_\_\_\_

STATE OF FLORIDA

COUNTY OF \_\_\_\_\_

Sworn to or affirmed and signed before me on \_\_\_\_\_ by \_\_\_\_\_

\_\_\_\_\_  
NOTARY PUBLIC or DEPUTY CLERK

\_\_\_\_\_  
[Print, type, or stamp commissioned name of notary or clerk.]

\_\_\_\_ Personally known

\_\_\_\_ Produced identification

Type of identification produced \_\_\_\_\_

**IF A NONLAWYER HELPED YOU FILL OUT THIS FORM, HE/SHE MUST FILL IN THE BLANKS BELOW:**

[fill in **all** blanks] This form was prepared for the: *{choose only **one**}* ( ) Husband ( ) Wife

This form was completed with the assistance of:

*{name of individual}* \_\_\_\_\_,

*{name of business}* \_\_\_\_\_,

*{address}* \_\_\_\_\_,

*{city}* \_\_\_\_\_, *{state}* \_\_\_\_\_, *{telephone number}* \_\_\_\_\_.

# INSTRUCTIONS FOR FLORIDA SUPREME COURT APPROVED FAMILY LAW FORM 12.923, NOTICE OF HEARING (GENERAL) (9/11)

## When should this form be used?

Anytime you have set a hearing before a judge, you must send notice of the hearing to the other party. **IMPORTANT:** If your hearing has been set before a general magistrate, you should use **Notice of Hearing Before General Magistrate**, Florida Family Law Rules of Procedure Form 12.920(c). If your hearing has been set before a child support enforcement hearing officer, you should use **Notice of Hearing (Child Support Hearing Officer)**, Florida Supreme Court Approved Family Law Form 12.921.

This form should be typed or printed in black ink. After completing this form, you should file the original with the clerk of the circuit court in the county where your case was filed and keep a copy for your records.

## What should I do next?

A copy of this form must be mailed **or** hand delivered to the other party in your case. If a default has been entered, you must still send this form to the other party to notify the other party of the final hearing.

## Where can I look for more information?

**Before proceeding, you should read General Information for Self-Represented Litigants found at the beginning of these forms.** For further information on serving notices of hearing, see rule 1.090(d), Florida Civil Rules of Procedure.

## Special notes...

To set a hearing date and time, you will usually have to make a good-faith effort to coordinate a mutually convenient date and time for you, the other parties in the case, and the judge, except in certain emergency situations. Some circuits may have additional procedural requirements that you must follow when you notify the court and other parties of your scheduled hearing. Therefore, before you complete this form, you should contact the clerk's office, family law intake staff, or judicial assistant for information regarding the proper procedure to follow.

Remember, a person who is NOT an attorney is called a nonlawyer. If a nonlawyer helps you fill out these forms, that person must give you a copy of **Disclosure from Nonlawyer**, Florida Family Law Rules of Procedure Form 12.900 (a), before he or she helps you. A nonlawyer helping you fill out these forms also **must** put his or her name, address, and telephone number on the bottom of the last page of every form he or she helps you complete.



IN THE CIRCUIT COURT OF THE THIRTEENTH JUDICIAL CIRCUIT,  
IN AND FOR HILLSBOROUGH COUNTY, FLORIDA

Case No.: \_\_\_\_\_

Division: \_\_\_\_\_

\_\_\_\_\_,  
Petitioner,

and

\_\_\_\_\_,  
Respondent.

**NOTICE OF HEARING (GENERAL)#**

[fill in **all** blanks]

TO: {name of other party}: \_\_\_\_\_

There will be a hearing before Judge {name} \_\_\_\_\_,

on {date} \_\_\_\_\_, at {time} \_\_\_\_\_ m., in Room \_\_\_\_\_ of the \_\_\_\_\_

Courthouse, on the following issues: \_\_\_\_\_

\_\_\_\_\_  
\_\_\_\_\_.

\_\_\_\_\_ hour(s)/\_\_\_\_\_ minutes have been reserved for this hearing.

**This part is to be filled out by the court or to be filled in with information you obtained from the court:**

**If you are a person with a disability who needs any accommodation in order to participate in this proceeding, you are entitled, at no cost to you, to the provision of certain assistance. Please contact the ADA Coordinator, Hillsborough County Courthouse, 800 E. Twiggs St., Room 604, Tampa, Florida 33602, (813) 272-7040, at least 7 days before your scheduled court appearance, or immediately upon receiving this notification if the time before the scheduled appearance is less than 7 days; if you are hearing or voice impaired, call 711.**

If you are represented by an attorney or plan to retain an attorney for this matter, you should notify the attorney of this hearing.

If this matter is resolved, the moving party shall contact the judge's office to cancel this hearing.

I certify that a copy of this document was [Choose only **one**] ( ) mailed ( ) faxed and mailed ( ) hand delivered to the person(s) listed below on {date}\_\_\_\_\_.

**Other party or his/her attorney:**

Name: \_\_\_\_\_

Address: \_\_\_\_\_

City, State, Zip: \_\_\_\_\_

Fax Number: \_\_\_\_\_

Email Address: \_\_\_\_\_

Dated: \_\_\_\_\_

\_\_\_\_\_  
Signature of Party

Printed Name: \_\_\_\_\_

Address: \_\_\_\_\_

City, State, Zip: \_\_\_\_\_

Telephone Number: \_\_\_\_\_

Fax Number: \_\_\_\_\_

Email Address: \_\_\_\_\_

**IF A NONLAWYER HELPED YOU FILL OUT THIS FORM, HE/SHE MUST FILL IN THE BLANKS BELOW:** [fill in all blanks]

I, {full legal name and trade name of nonlawyer} \_\_\_\_\_,

a nonlawyer, whose address is {street} \_\_\_\_\_,

{city} \_\_\_\_\_ {state} \_\_\_\_\_, {phone} \_\_\_\_\_,

helped {name} \_\_\_\_\_,

who is the [Choose only **one**] \_\_\_ petitioner **or** \_\_\_ respondent, fill out this form.

## **Fee Schedule For Family Law Cases**

*(These fees are effective June 1, 2019)*

### **Clerk fees (payable to The Clerk of the Circuit Court):**

<b>Type</b>	<b>Fee</b>	<b>Statute Reference</b>
Adoption *	\$400.00	63.102 & 28.241(1)(a)
Termination of Parental Rights *	\$400.00	63.087 & 28.241(1)(a)
Delayed Birth Certificate *	\$400.00	682.0195 & 28.241(1)(a)
Disabilities of nonage; removed (Emancipation) *	\$400.00	743.015 & 28.241(1)(a)
Temporary Custody by Extended Family Member *	\$400.00	751.03 & 28.241(1)(a)
Name Change *	\$414.00	68.07 & 28.241(1)(a)
Counter Petition <i>for case indicated with *</i>	\$395.00	28.101 & 28.241(1)(c)
Dissolution of Marriage **	\$408.00	28.241 & 28.101
All other Family Law actions not listed above **	\$300.00	28.241(1)(a)
Counter Petition <i>for case indicated with **</i>	\$295.00	28.101 & 28.241(1)(c)
Sealing Fee	\$42.00	28.24(25)
Attorney appearing Pro Hac Vice	\$100.00	28.241(6)
Notice of Appeal <i>(Requires 2 separate checks: (1) \$300.00 made payable to the <u>Second District Court of Appeals</u>; (2) \$100.00 +\$1.00 per page of entire Notice of Appeal and \$2.00 for certifying made payable to Clerk of the Circuit Court)</i>	\$300.00 (Second DCA) \$100.00 plus copy and certification fee (Clerk)	28.241(2); 28.24(3); 28.24(5)(a); 35.22
Reopen fee	\$50.00	28.241(1)(b)
Writ of Garnishment issued	\$188.00	28.241(1)(a)
Issuing a Summons (Initial, Alias, and Pluries)	\$10.00	28.241(1)(d)
Issue & filing a subpoena	\$7.00	28.241(18)(a)
Signing and sealing a subpoena	\$2.00	28.24(18)(b)
Copies	\$1.00 (per page)	28.24(5)(a)
Certification	\$2.00	28.24(3)
Notary fee	\$10.00 (each )	117.05(2)(a)
Approving Bond	\$8.50	28.24(19)
Administering oath	\$3.50	38.25(13)
Exemplified certificate	\$7.00	28.24(16)
Clerk Certificate	\$7.00	28.24(8)
<b><i>Child Support Fees</i></b>		
Judgment payoff statement (Child Support)	\$25.00	61.14(6)(f)1
Payment History (Child Support, Alimony)	\$1.00 - \$2.00 per year	28.24(5)(a)
Affidavit of Delinquency	\$7.00	28.24(8)
Notice of Delinquency fee	\$25.00	61.14(6)(b)1.b.
Driver License/Non Payment of Child Support	\$25.00	61.14(6)(f)1.
Verification form	\$7.00	28.24(8)

### **Mediation (payable to The Clerk of the Circuit Court)**

Family income greater than \$50,000 but less than \$100,000 per year	\$120.00	44.108(2)(b)
Family income less than \$50,000 per year	\$60.00	44.108(2)(b)

Print Form

IN THE \_\_\_\_\_ COURT, 13TH  
JUDICIAL CIRCUIT, IN AND FOR  
HILLSBOROUGH COUNTY, FLORIDA

CASE NO.: \_\_\_\_\_

\_\_\_\_\_  
Plaintiff/Petitioner,

v.

\_\_\_\_\_  
Defendant/Respondent.

\_\_\_\_\_/

**NOTICE OF CONFIDENTIAL INFORMATION WITHIN COURT FILING**

Pursuant to Florida Rule of Judicial Administration 2.420(d)(2), I hereby certify:

( ) (1) I am filing herewith a document containing confidential information as described in Rule 2.420(d)(1)(B) and that:

(a) The title/type of document is \_\_\_\_\_, and:

(b) ( ) the entire document is confidential, or

( ) the confidential information within the document is precisely located at:

\_\_\_\_\_.

OR

( ) (2) A document was previously filed in this case that contains confidential information as described in Rule 2.420(d)(1)(B), but a Notice of Confidential Information within Court Filing was not filed with the document and the confidential information was not maintained as confidential by the clerk of the court. I hereby notify the clerk that this confidential information is located as follows:

(a) Title/type of document: \_\_\_\_\_;

(b) Date of filing (if known): \_\_\_\_\_;

(c) Date of document: \_\_\_\_\_;

(d) Docket entry number: \_\_\_\_\_;

(e) ( ) Entire document is confidential, or

( ) Precise location of confidential information in document: \_\_\_\_\_

\_\_\_\_\_.

\_\_\_\_\_  
Filer's Signature

CERTIFICATE OF SERVICE

I HEREBY CERTIFY that a copy of the foregoing was furnished by \_\_\_\_\_ on: \_\_\_\_\_

\_\_\_\_\_  
\_\_\_\_\_ on \_\_\_\_\_, 20\_\_\_\_.

\_\_\_\_\_  
Name .....

Address .....

Phone .....

Florida Bar No. (if applicable) .....

E-mail address .....

Note: The clerk of court shall review filings identified as containing confidential information to determine whether the information is facially subject to confidentiality under subdivision (d)(1)(B). The clerk shall notify the filer in writing within 5 days if the clerk determines that the information is NOT subject to confidentiality, and the records shall not be held as confidential for more than 10 days, unless a motion is filed pursuant to subdivision (d)(3) of the Rule. Fla. R. Jud. Admin. 2.420(d)(2).

# INSTRUCTIONS FOR FLORIDA SUPREME COURT APPROVED FAMILY LAW FORM 12.915

## DESIGNATION OF CURRENT MAILING AND E-MAIL ADDRESS (06/18)

### When should this form be used?

This form should be used to inform the clerk and the other **party** of your current mailing and e-mail address(es) or **any change of address**. It is very important that the court and the other party in your case have your correct address.

A party not represented by an attorney may choose to designate e-mail address(es) for **service**. A primary and up to two secondary e-mail addresses can be designated. If you do so and the other party is represented by an attorney or has also designated e-mail address(es) for service, e-mail will be the **exclusive means of service**.

If there is any change in your mailing or e-mail address(es), you must complete a new form, file it with the clerk, and serve a copy on any other party or parties in your case.

### What should I do next?

This form should be typed or printed in black ink. After completing this form, you should **file** the original with the **clerk of the circuit court** in the county where your case is filed and keep a copy for your records. A copy of this form must be served on any other party in your case. **Service** must be in accordance with Florida Rule of Judicial Administration 2.516.

### IMPORTANT INFORMATION REGARDING E-FILING

The Florida Rules of Judicial Administration now require that all petitions, pleadings, and documents be filed electronically except in certain circumstances. **Self-represented litigants may file petitions or other pleadings or documents electronically; however, they are not required to do so.** If you choose to file your pleadings or other documents electronically, you must do so in accordance with Florida Rule of Judicial Administration 2.525, and you must follow the procedures of the judicial circuit in which you file. **The rules and procedures should be carefully read and followed.**

### IMPORTANT INFORMATION REGARDING E-SERVICE ELECTION

After the initial service of process of the petition or supplemental petition by the Sheriff or certified process server, the Florida Rules of Judicial Administration now require that all documents required or permitted to be served on the other party must be served by electronic mail (e-mail) except in certain circumstances. **You must strictly comply with the format requirements set forth in the Rules of Judicial Administration.** If you elect to participate in electronic service, which means serving or receiving pleadings

by electronic mail (e-mail), or through the Florida Courts E-Filing Portal, you **must** review Florida Rule of Judicial Administration 2.516. You may find this rule at [www.flcourts.org](http://www.flcourts.org) through the link to the Rules of Judicial Administration provided under either Family Law Forms: Getting Started, or Rules of Court in the A-Z Topical Index.

**SELF-REPRESENTED LITIGANTS MAY SERVE DOCUMENTS BY E-MAIL; HOWEVER, THEY ARE NOT REQUIRED TO DO SO.** If a self-represented litigant elects to serve and receive documents by e-mail, the procedures must always be followed once the initial election is made.

To serve and receive documents by e-mail, you must designate your e-mail addresses by using the **Designation of Current Mailing and E-mail Address**, Florida Supreme Court Approved Family Law Form 12.915, and you must provide your e-mail address on each form on which your signature appears. Please **CAREFULLY** read the rules and instructions for: **Certificate of Service (General)**, Florida Supreme Court Approved Family Law Form 12.914; **Designation of Current Mailing and E-mail Address**, Florida Supreme Court Approved Family Law Form 12.915; and Florida Rule of Judicial Administration 2.516.

### **Where can I look for more information?**

**Before proceeding, you should read General Information for Self-Represented Litigants found at the beginning of these forms.** The words that are in **bold underline** in these instructions are defined there.

### **Special notes...**

Remember, a person who is NOT an attorney is called a nonlawyer. If a nonlawyer helps you fill out these forms, that person must give you a copy of **Disclosure from Nonlawyer**, Florida Family Law Rules of Procedure Form 12.900(a), before he or she helps you. A nonlawyer helping you fill out these forms also **must** put his or her name, address, and telephone number on the bottom of the last page of every form he or she helps you complete.

IN THE CIRCUIT COURT OF THE \_\_\_\_\_ JUDICIAL CIRCUIT,  
IN AND FOR \_\_\_\_\_ COUNTY, FLORIDA

Case No.: \_\_\_\_\_

Division: \_\_\_\_\_

\_\_\_\_\_  
Petitioner,

and

\_\_\_\_\_  
Respondent.

## DESIGNATION OF CURRENT MAILING AND E-MAIL ADDRESS

I, {full legal name}, \_\_\_\_\_, being sworn, certify that:

### **MAILING ADDRESS:**

My current mailing address is:

{Street or Post Office Box} \_\_\_\_\_,

{City}, \_\_\_\_\_, {State}, \_\_\_\_\_, {Zip} \_\_\_\_\_.

{Telephone No.} \_\_\_\_\_ {Fax No.} \_\_\_\_\_.

### **E-MAIL ADDRESS:**

***{Do not provide an e-mail address unless you choose to serve and receive all documents in the future only by e-mail. If you are a self-represented litigant (appearing without an attorney), you are not required to serve or receive documents by electronic mail (e-mail); however, once you designate an e-mail address, that address will be the exclusive means of serving and receiving documents. Once you choose to serve and receive documents by e-mail, you cannot change your decision.}***

I wish to designate the following e-mail address(es) for the purposes of serving and receiving documents:

\_\_\_\_\_



**I understand that I must keep the clerk's office and the opposing party or parties notified of my current mailing and e-mail address(es) and that all future papers in this lawsuit will be served at the address(es) on record at the clerk's office.**

I certify that a copy of this document was \_\_\_\_\_ e-mailed \_\_\_\_\_ mailed \_\_\_\_\_ faxed and mailed \_\_\_\_\_ hand-delivered to the person(s) listed below on {date}\_\_\_\_\_.

**Other party or his/her attorney:**

Name: \_\_\_\_\_  
Address: \_\_\_\_\_  
City, State, Zip: \_\_\_\_\_  
Fax Number: \_\_\_\_\_  
Designated E-mail Address(es): \_\_\_\_\_  
\_\_\_\_\_

\_\_\_\_\_  
Signature of Party

STATE OF FLORIDA

COUNTY OF \_\_\_\_\_

Sworn to or affirmed and signed before me on \_\_\_\_\_ by \_\_\_\_\_.

\_\_\_\_\_  
NOTARY PUBLIC or DEPUTY CLERK

\_\_\_\_\_  
*[Print, type, or stamp commissioned name of notary or clerk.]*

\_\_\_\_\_ Personally known

\_\_\_\_\_ Produced identification

Type of identification produced \_\_\_\_\_

**IF A NONLAWYER HELPED YOU FILL OUT THIS FORM, HE/SHE MUST FILL IN THE BLANKS BELOW:**

[fill in **all** blanks] This form was prepared for the: {choose only **one**} \_\_\_\_\_ Petitioner \_\_\_\_\_ Respondent

This form was completed with the assistance of:

{name of individual} \_\_\_\_\_,

{name of business} \_\_\_\_\_,

{street} \_\_\_\_\_,

{city} \_\_\_\_\_, {state} \_\_\_\_\_, {zip code} \_\_\_\_\_, {telephone number} \_\_\_\_\_